



The Self-evaluation Report

University of Veterinary and Pharmaceutical Science Brno
Czech Republic



2013

Evaluation of Veterinary Training

The Self-evaluation Report

Stage II

University of Veterinary and Pharmaceutical Science Brno
Czech Republic



2013

CONTENT

INTRODUCTION	9
Foundation of the University	9
Mission of the University	9
Strategic goal of the University	9
International evaluation	9
University Campus	11
School Agricultural Farm	14
External governance of the University	14
Internal governance of the University	14
Faculties	17
Faculty of Veterinary Medicine	18
Faculty of Veterinary Hygiene and Ecology	19
Integration and coordination of veterinary training	19
CHAPTER 1: POLICY STATEMENT (AP 1)	21
1.1 Quality strategy of the University	21
1.2 Quality control system at the University	21
1.2.1 Organization of quality assurance at the University	21
1.2.1.1 Definition of strategic plans, topical objectives and annual performance indicators	22
1.2.1.2 System for the management of performance of goals, objectives and performance indicators and their quality	22
1.2.1.3 System for the monitoring of performance and its quality	22
1.2.1.4 System for the evaluation of the University's of performance and its quality	22
1.2.1.5 Evaluation of the University's performance and its quality	23
1.2.1.6 System for the proposal of measures	23
1.2.1.7 Publication of a University performance evaluation report	24
1.2.1.8 System of external evaluation of the University's performance	24
1.2.1.9 Supranational evaluation of the University's performance	24
1.2.2 Long-term Plan of Educational and Scientific, Research, Development, Innovation and Other Creative Activities of the University of Veterinary and Pharmaceutical Sciences for 2011–2015 (LTP UVPS)	24
1.2.3 Update of LTP UVPS for the respective year	25
1.2.4 Institutional Development Plan of UVPS Brno for the respective year (IP UVPS Brno)	25
1.2.5 Evaluation of the quality of education by the Veterinary Training Board at the University	25
1.2.6 Evaluation by the University's Science Council	26
1.2.7 Evaluation of the quality of education in the system of management of faculties, sections, clinics and departments of the University	26
1.2.8 Evaluation of the quality of training under the System of Evaluation of Quality of Education and Other Academic Activities in the Area of Veterinary Medicine at the University	27
1.2.9 Teacher Evaluation at the University	27
1.2.10 Evaluation of the quality of training by students at the University	27
1.2.11 Annual Report on Activities and Evaluation of Activities of UVPS Brno in the respective year (AR UVPS Brno) ..	28
1.2.12 System for the proposal of measures	28
1.2.13 Publication of a University performance evaluation report	29
1.2.14 External evaluation of the University's performance	29
1.2.15 Supranational evaluation of the University's performance	29
1.3 Responsibility of organization units and individuals in the context of quality assurance	29
1.4 Education and research quality assurance	31
1.5 Student involvement in quality assurance system	32
1.6 Policy statement assurance	32
1.7 Scheme AP 1: Policy statement assurance	33
CHAPTER 2: ASSESSMENT OF STUDENTS, POST-GRADUATE EDUCATION AND STUDENT WELFARE	35
2.1 Assessment of students – undergraduate education (AP 2)	35
2.1.1 System and rules of undergraduate study for students	35

2.1.2 Applicants for study and admission	35
2.1.3 Course of study	36
2.1.4 Examination system	37
2.1.4.1 Examination during the course progress	37
2.1.4.2 Examination at the end of the term when credits are awarded	37
2.1.4.3 Examination when a subject is completed by an examination.	37
2.1.5 Completion of study and final state examination.	38
2.1.6 Integration of training.	39
2.1.7 Student numbers and openness of veterinary training for foreign students	39
2.1.8 Assessment of students – undergraduate education	39
2.1.9 Scheme AP 2: Assessment of students – undergraduate education	41
2.2 Assessment of post-graduate education – academic track (AP 3)	42
2.2.1 System of study	42
2.2.2 Applicants and admission for study	42
2.2.3 Progress of study	43
2.2.3.1 Curriculum	43
2.2.3.2 Course Review Board.	43
2.2.3.3 Supervisor	43
2.2.3.4 Individual plan of study	43
2.2.4 Examination system	43
2.2.5 Completion of study, Ph.D. thesis and state doctoral examination	44
2.2.5.1 Ph.D. thesis examination	44
2.2.5.2 State doctoral examination.	44
2.2.5.3 Award of Ph.D. degree.	44
2.2.6 Doctoral study programme courses	44
2.2.7 Number of students enrolled in doctoral study programmes	44
2.2.8 Assessment of post-graduate education – academic track	44
2.2.9 Scheme AP 3a: Assessment of post-graduate education – academic track.	46
2.3 Assessment of post-graduate education – professional track (AP 3)	47
2.3.1 Professional specialisation – national track	47
2.3.2 Professional specialisation – international track	48
2.3.3. Assessment of post-graduate education – professional track	49
2.3.4 Scheme AP 3b: Assessment of post-graduate education – professional track	50
2.4 Assessment of student welfare (AP 4)	50
2.4.1 Student welfare.	50
2.4.1.1 Student accommodation	50
2.4.1.2 Student boarding.	51
2.4.1.3 Student relaxation areas on campus	51
2.4.1.4 Medical care	51
2.4.1.5 Protection of students against zoonoses.	51
2.4.1.6 Student sports activities	51
2.4.1.7 Leisure time activities	52
2.4.1.8 Scholarship programmes.	52
2.4.1.9 Counselling for students	52
2.4.1.10 Gifted students care	52
2.4.1.11 Students with special needs	53
2.4.1.12 Buildings and facilities operated by the University for students.	53
2.4.2 Provisions for student welfare	53
2.4.3. Assessment of student welfare.	53
2.4.4 Scheme AP 4: Assessment of student welfare	54

CHAPTER 3: ASSESSMENT OF TEACHING STAFF (AP 5) 55

3.1 Teaching staff.	55
3.2 Teacher evaluation by students.	55
3.3 Teacher evaluation in classes taught and in research	56
3.4 Teacher evaluation by teaching success	56
3.5 Teacher evaluation by scientific merit	56
3.6 Improvement of teaching qualifications	56
3.7 Recognition of teachers.	57

3.8 Graph showing teaching staff results	58
3.9 Assessment of teaching staff	58
3.10 Scheme AP 5: Assessment of teaching staff	59
CHAPTER 4: ASSESSMENT OF LEARNING OPPORTUNITIES (AP 6)	61
4.1 System of learning opportunities	61
4.2 Direct training (theoretical and practical training in accordance with the curriculum)	61
4.3 Work at clinics and departments (under and outside the curriculum)	62
4.4 Extramural work (laboratory diagnostics, fatstock abattoir, state veterinary administration) .	62
4.5 Self-directed study using learning materials	62
4.6 Consultations with teachers	63
4.7 Computer-aided learning	63
4.8 Access to knowledge in scientific and specialized databases	63
4.9 Access to specialized books, textbooks, lecture notes and journals	63
4.10 Assessment of learning opportunities	63
4.11 Scheme AP 6: Assessment of learning opportunities	64
CHAPTER 5: ASSESSMENT OF TRAINING PROGRAMMES AND THE AWARD OF THE TITLE OF VETERINARY SURGEON (AP 7)	65
5.1 Curriculum and approval and amendment processes	65
5.1.1 Rules for the definition of the curriculum and its approval	65
5.1.2 Curriculum structure	66
5.1.2.1 Two tracks in veterinary curriculum	66
5.1.2.2 Core veterinary training curriculum (compulsory subjects)	66
5.1.2.3 Differentiation subjects on veterinary training curriculum (compulsory subjects)	67
5.1.2.4 Compulsory extra-mural work (compulsory subjects)	67
5.1.2.5 Other compulsory subjects (non-EU subjects) (compulsory subjects)	67
5.1.2.6 Training outside compulsory training (optional subjects)	67
5.1.2.7 Number of hours of compulsory subjects on the curriculum	67
5.2 Learning output	67
5.2.1 Professional knowledge	68
5.2.2 Professional skills	68
5.2.3 General competences	69
5.3 Delivery of training	69
5.4 System of study and ECTS system	70
5.5 Day one skills	71
5.6 Compliance with the curriculum and teaching programme	71
5.7 Student involvement in the creation and assessment of the curriculum and training	72
5.8 Feedback from stakeholders and graduates	73
5.9 Continuing education assurance	73
5.10 Assessment of training programmes and the award of the title of veterinary surgeon	73
5.11 Scheme AP 7: Assessment of training programmes and the award of the title of veterinary surgeon	75
CHAPTER 6: ASSESSMENT OF QUALITY ASSURANCE FOR CLINICS, LABORATORIES AND FARM (AP 8)	77
6.1 Clinical, laboratory and farm activities at the University	77
6.1.1 Clinical activities	77
6.1.1.1 Small Animal Clinic	77
6.1.1.2 Avian and Exotic Animal Clinic	77
6.1.1.3 Equine Clinic	78
6.1.1.4 Ruminant and Swine Clinic	78
6.1.1.5 Clinical work – a summary	79
6.1.2 Laboratory work	79
6.1.2.1 Laboratory work focusing on small animals	79
6.1.2.2 Laboratory work focusing on large animals	79
6.1.2.3 Other laboratory work	79
6.1.2.4 Laboratory work – a summary	80

6.1.3 Farm work	80
6.1.4 Experimental animals	80
6.1.5 Special activities	81
6.1.5.1 Facility working with high-risk biological agents and toxins	81
6.1.5.2 Facility utilizing genetically modified organisms	81
6.1.5.3 Facility handling radioisotopes	81
6.1.5.4 Diagnostic imaging facility	81
6.1.5.5 Facilities utilizing addictive substances	81
6.1.5.6 Facilities utilizing hazardous chemical substances and preparations	82
6.2 Assessment of quality of clinical, laboratory, farm and other work	82
6.3 Scheme AP 8: Assessment of quality of clinical, laboratory, farm and other work	83

CHAPTER 7: ASSESSMENT OF CONTINUING EDUCATION (AP 9) 85

7.1 Organization of continuing education	85
7.2 Courses in 2012	86
7.3 Assessment of continuing education	88
7.4 Scheme AP 9: Assessment of continuing education	89

CHAPTER 8: ASSESSMENT OF RESEARCH (AP 10) 91

8.1 Research organization	91
8.1.2 Institutional research	91
8.1.3 Specific university research	91
8.1.4 Grant research	92
8.1.5 Contractual research	92
8.1.6 Research under CEITEC	92
8.1.7 Research under ICRC	92
8.2 List of publications	93
8.3 Assessment of science and research by the Government Council for Science and Research	93
8.4 Assessment of reasearch	93
8.5 Scheme AP 10: Assessment of research	94

CHAPTER 9: ASSESSMENT OF INTERNATIONALISATION OF EDUCATION AND RESEARCH (AP 11) 95

9.1 Organization of internationalisation	95
9.1.1 Meeting conditions related to international evaluation/accreditation and placement of the University in the List of Evaluated and Approved Institutions by EAEVE, and meeting the conditions stemming from Directive No. 36/2005/EC, on the recognition of professional qualifications	96
9.1.2 Extending training provided in English and increasing the number of foreign students studying in English	96
9.1.3 Increasing the mobility of students and academic staff	96
9.1.4 Extending the involvement of foreign specialists in the educational process at the University	96
9.1.5 Organization of international summer schools of university training in collaboration with European universities open to foreign students	96
9.1.6 Foreign cooperation formalized by means of agreements on cooperation	97
9.1.7 University's participation in organizations relevant to veterinary training	97
9.1.8 Satisfaction of the Diploma Supplement Label conditions	98
9.1.9 University's involvement in large projects with a substantial international impact	98
9.1.10 Publication of scientific results generated at the University in recognized international science journals	98
9.1.11 Organization of international congresses, conferences, seminars and workshops at the University	99
9.1.12 Implementation of a training expert centre of the European Commission	99
9.1.13 International training centres at the University	99
9.1.14 Creation of an international environment at the University, with communication in English	99
9.2 Assessment of internationalisation of education and research	99
9.3 Scheme AP 11: Assessment of internationalisation of education and research	100

CHAPTER 10: ASSESSMENT OF COOPERATION WITH STAKEHOLDERS AND SOCIETY (AP 12) 101

10.1 Assurance of cooperation with the public	101
10.1.1 Cooperation with applicants for study	101

10.1.2 Cooperation with students	101
10.1.3 Cooperation with the professional public	102
10.1.4 Cooperation with the general public	102
10.1.5 Cooperation with senior citizens	103
10.1.6 Cooperation with representatives of the public life and the veterinary profession.	103
10.1.7 Cooperation with bodies of state administration and governance.	103
10.2 Assurance of cooperation with stakeholders	104
10.2.1 Assurance of cooperation with the State Veterinary Administration	104
10.2.2 Assurance of cooperation with Regional Veterinary Administrations.	104
10.2.3 Assurance of cooperation with the Institute for State Control of Veterinary Biologicals and Medicines	104
10.2.4 Assurance of cooperation with State Veterinary Diagnostic Institutes	105
10.2.5 Assurance of cooperation with the Association of State Veterinarians	105
10.2.6 Assurance of cooperation with the Research Institute of Veterinary Medicine	105
10.2.7 Assurance of cooperation with private veterinary practitioners.	105
10.2.8 Assurance of cooperation with Associations of Veterinarians for individual animal species.	105
10.2.9 Assurance of cooperation with the Chamber of Veterinarians	106
10.2.10 Assurance of cooperation with breeders of food animals.	106
10.2.11 Assurance of cooperation with the Federation of the Food and Drink Industries and food-processing companies.	106
10.3 Scheme AP 12: Assessment of cooperation with stakeholders and society.	107

CHAPTER 11: MAIN STRENGTHS AND WEAKNESSES OF THE UNIVERSITY	109
11.1 Strengths of the University.	109
11.2 Weaknesses of the University	110
11.3 Risks	111

INTRODUCTION

Foundation of the University

The University of Veterinary and Pharmaceutical Sciences Brno was founded in 1918 by virtue of Act No. 76/1918 Coll., on the Establishment of the Czechoslovak State Veterinary University in Brno, and focused on veterinary medicine training. In 1975, two education tracks were established at the school: veterinary medicine and veterinary food hygiene. In 1990, two faculties were created at the school to accommodate the two tracks of veterinary education, namely, the Faculty of Veterinary Medicine (FVM) and the Faculty of Veterinary Hygiene and Ecology (FVHE). In 1991, the Faculty of Pharmacy (FaF) was founded at the school. In 1994, the school gained university status (composed of 3 faculties) and started using the name “University of Veterinary and Pharmaceutical Sciences Brno” (UVPS Brno).

Mission of the University

The mission of the University of Veterinary and Pharmaceutical Sciences is to provide university education and undertake scientific, research and other creative activities, as well as specialized activities in the areas of veterinary medicine, veterinary hygiene and ecology, food

safety and quality, and pharmacy, and to pursue other activities in order to fulfill the mission of UVSP Brno as an academic institution.

Strategic goal of the University

The strategic goal of the University of Veterinary and Pharmaceutical Sciences Brno is to develop its status as an internationally recognized university with a specific professional focus on veterinary medicine, veterinary hygiene and ecology, food safety and quality, and pharmacy, providing quality education, conducting excellent research and pursuing professional activities at the highest standard of expertise, operating as an open university establishing itself both in the national and in the European university space, enjoying academic autonomy, employing efficient methods of financing and modernizing its buildings, technology and equipment so as to meet current requirements placed on comparable universities in developed countries.

International evaluation

Through its Faculty of Veterinary Medicine (since 1993) and Faculty of Veterinary Hygiene and Ecology (FVHE) (since



University insignia: Rector's chain, gown and sceptre

1995), UVPS Brno has been a member of the European Association of Establishments for Veterinary Education (EAEVE). Both veterinary faculties of the University of Veterinary and Pharmaceutical Sciences joined a system for an international comparison of their study programmes to the European veterinary training standard within the system of international evaluation organized by EAEVE.

In 1995, the University of Veterinary and Pharmaceutical Sciences Brno underwent an international evaluation of veterinary training, held between November 27 and December 3, 1995. The two faculties were advised of the conclusions drawn from the international evaluation at a meeting held in Brussels on October 28, 1996. In light of the fact that in 1996, the Czech Republic was not an EU member state yet, the report had the nature of mere recommendations for a further conceptual focus of the Faculty of Veterinary Medicine and Faculty of Veterinary Hygiene and Ecology's study programmes. The Faculty of Veterinary Hygiene and Ecology amended its study programme in line with the recommendations stemming from the Report on the visit to the University of Veterinary and Pharmaceutical Sciences Brno of 1996. Report on the implementation of evaluation recommendations by the Faculty of Veterinary Hygiene and Ecology was drawn up and sent to EAEVE. Following the meeting of the Education Board on March 8-9, 2002, it was

decided that the Faculty of Veterinary Hygiene and Ecology of the University of Veterinary and Pharmaceutical Sciences meets the requirements stipulated by Directive No. 1027/78/EEC. Both faculties were thus placed on the prestigious List of Evaluated and Approved Institutions by EAEVE.

In 2002, veterinary training at the University of Veterinary and Pharmaceutical Sciences became a part of the accession process for the Czech Republic's preparation for entry into the European Union. The University of Veterinary and Pharmaceutical Sciences was assessed with a view to the quality of education permitting access to a profession subject to specific regulation, i.e., veterinary medicine in this particular case, and with a view to mutual recognition of qualifications upon the Czech Republic's entry into the European Union. The Czech Republic's assessment in terms of veterinary training was conducted by a special expert team of the European Union, set up and acting in accordance with instructions from the European Commission. The experts visited the University of Veterinary and Pharmaceutical Sciences and assessed the quality of veterinary education it has been providing. The expert team elaborated a final report in which it noted that the study programmes of both the Faculty of Veterinary Medicine and the Faculty of Veterinary Hygiene and Ecology VFU Brno were compliant with EU requirements applicable to veterinary education,



The Study and Information Centre of the University

and its graduates were fully qualified veterinary surgeons, authorized to establish a clinical practice upon graduation.

In 2004, the University of Veterinary and Pharmaceutical Sciences Brno underwent the second international evaluation of veterinary education organized by EAEVE. The evaluation was based on EU Directives Nos. 78/1027/EEC and 78/1026/EEC, as well as EAEVE's Standard Operating Procedures for the evaluation of veterinary faculties adopted by the EC Advisory Committee on Veterinary Training in 2000 (Evaluation of Veterinary Training in Europe – Standard Operating Procedures, 2002). The expert team visited the University of Veterinary and Pharmaceutical Sciences in October 18-23, 2004. The final report noted that the teaching at the Faculty of Veterinary Medicine and the Faculty of Veterinary Hygiene and Ecology was compliant with requirements stipulated by EU legislation with regard to veterinary training. The study programmes of both faculties cover all the subjects prescribed by EU directives. The results outlined in the final report show that the study programme of FVM focuses on veterinary medicine practiced on livestock but ought to be more market-oriented in the future, i.e., with a greater focus on hobby (companion) animals. The study programme of FVHE was pointed out as an example of how differentiation ought to be applied in veterinary training; the study programme is based on traditional veterinary medicine focusing on livestock, and complemented by a thoroughly conceived teaching of food hygiene, thus truly giving effect to the “from stable to table” concept (Report on the visit to the University of Veterinary and Pharmaceutical Sciences Brno, 2004). The report was approved by the Joint Education Committee of the European Association of Establishments for Veterinary Education and Federation of Veterinarians of Europe. The University of Veterinary and Pharmaceutical Sciences was advised of the conclusions drawn from the international evaluation at a meeting in Brussels on April 8, 2005; the conclusions are contained in the Report on the visit to the University of Veterinary and Pharmaceutical Sciences Brno.

As a result of the international evaluation, the Faculty of Veterinary Medicine and the Faculty of Veterinary Hygiene and Ecology remained on the prestigious List of Evaluated and Approved Institutions by EAEVE.

University Campus

The University campus occupies an area of approximately 13 hectares. On the campus, there are buildings with facilities for the training of veterinary medicine students. The most important buildings and other parts of the University campus representing teaching and operating centres on campus are the following:

- Clinics for Small Animals (which includes the Small Animal Clinic and the Avian and Exotic Animal Clinic) and Centre for Avian Medicine (under construction, to be extended),



Clinics for Small Animals



Clinics for Large Animals

- Clinics for Large Animals (which includes the Equine Clinic and the Ruminant and Swine Clinic – the part focusing on diseases of ruminants),
- Pavilion of Swine Diseases (which includes the Ruminant and Swine Clinic – the part focusing on swine diseases),
- Equine Orthopaedic Centre and Hippodrome (which includes an indoor riding hall for horses and facilities for orthopaedic farriery, as well as a part focused on equine reproduction), horse stables and an outdoor hippodrome,
- Pavilion of Pathobiology (which includes the Department of Infectious Diseases and Microbiology and the Department of Pathology and Parasitology),
- Isolation Facilities and work facilities of the Department of Infectious Diseases and Microbiology,
- Building of Department of Animal Genetics,
- Pavilion of Morphology and Physiology (which includes the Department of Anatomy, Histology and Embryology and the Department of Physiology),
- Pavilion of Department of Pharmacology and Pharmacy,
- Pavilion of Food Hygiene (which includes the Department of Milk Hygiene and Technology and the Dairy Pilot Technology Plant),
- Building of the Department of Meat Hygiene and Technology (which includes the Department of Meat



Pavilion of Food Hygiene

Hygiene and Technology and Meat and Fish Technology Workshops),

- Fatstock Abattoir (in the Pavilion of Morphology and Physiology),
- Building of Veterinary Public Health & Animal Welfare Department and Department of Biology & Wildlife Diseases,
- Building of Ecology & Game, Fish and Bees Diseases Department,
- Building of Biochemistry & Biophysics Department,
- Building of Department of Animal Nutrition, Department of Animal Husbandry & Animal Hygiene and Department of Vegetable Foodstuffs Hygiene & Technology, and Research Stables of Department of Animal Nutrition,
- Building of the Rectorate (which includes the Rectorate and the University's administration centre),
- Auditorium of the University,
- Study and Information Centre of the University (which includes the University Library, reading room, computer rooms, University archives, as well as the Department of Foreign Languages and History of Veterinary Medicine, Dean's Offices of the faculties, Department of Student Affairs for the students, relaxation zones for students, refreshments),
- Building of Centre of Information Technologies,
- Sports Hall (which includes the Department of Sports and Physical Education and Indoor Sports Hall), and tennis courts,
- Building of Institute of Lifelong Learning and Informatics,
- Building of the University's Accommodation and Canteen Centre,
- Building of Estate Management Department,
- Building of Department of Transportation and Campus Maintenance,
- Reception Building,

- Waste Water Treatment Plant,
- Central Park,
- Central Parking Lot,
- Pharmacy Building I (which includes the building and facilities where students in the Pharmacy course are taught) and a greenhouse,
- Pharmacy Building II (under construction, it represents further premises and facilities for the teaching of students in the Pharmacy course),
- Department of Pharmaceutics Building (building for the teaching of students in the Pharmacy course),
- Botanical Garden I (includes a botanical garden dedicated in particular to annuals grown for teaching purposes),



Central park

- Botanical Garden II (includes a botanical garden dedicated in particular to perennials grown for teaching purposes – included in the construction plan).

UVPS Brno further includes the following facilities that are outside the campus:

- School Agricultural Farm in Nový Jičín and Nové Dvory u Brna which has an acreage of around 3,299 hectares and serves for the rearing of cattle and pigs, the teaching of students in situ, and for agricultural production of feed, cereals and other agricultural commodities. The farm includes a game enclosure for the rearing of fallow deer, a pheasantry for the rearing of pheasants, and hunting grounds where game can be hunted,
- Kaunic Student Residence Hall which serves for student accommodation,
- Accommodation and Canteen Centre at Nový Dvůr.

The campus with the individual buildings and facilities of the University is shown in the map below.

Plan of UVPS Brno

- | | |
|---|--|
| <p>1 Rectorate
Institute of Lifelong Learning and Informatics
Institute of Wildlife Ecology
Filing room</p> <p>1a Auditorium</p> <p>2 Institute of Lifelong Learning and Informatics
Department of Applied Pharmacy</p> <p>3 Economic management</p> <p>4 Ruminant and Swine Clinic (swine diseases section)
Large Animal Clinical Laboratory</p> <p>5 Hippodrome</p> <p>6 Institute of Lifelong Learning and Informatics (classroom)
Lecture Hall 9</p> <p>7 Equine Clinic
Ruminant and Swine Clinic (ruminants' diseases section)
Lecture Hall 2
+ Out-patient surgery and emergency room for large animals</p> <p>10 Department of Sports and Physical Education (gymnasium, courts)</p> <p>12 Department of Milk Hygiene and Technology
Lecture Hall 5</p> <p>13 Department of Meat Hygiene and Technology</p> <p>14 Department of Animal Genetics</p> <p>15 Department of Animal Nutrition
Department of Animal Husbandry and Animal Hygiene
Department of Vegetable Foodstuff Hygiene and Technology</p> <p>16 FVHE building</p> <p>18 Department of Pharmaceutics</p> <p>22 Department of Pharmacology and Pharmacy
Chamber of Veterinary Surgeons</p> <p>23 Accommodation and Canteen Centre</p> <p>24 Dean's Office and Department of Student Affairs – FVM
Dean's Office and Department of Student Affairs – FVHE
Dean's Office and Department of Student Affairs – FaF
Study and Information Centre – University Library
Archives, Depository
Department of Foreign Languages and History of Veterinary
Medicine
Office of History of Veterinary Medicine and Pharmacy</p> | <p>25 Department of Ecology and Diseases of Game, Fish and Bees</p> <p>30 Centre of Information Technologies</p> <p>31 Department of Biochemistry and Biophysics
Lecture Hall 7</p> <p>32 Department of Veterinary Public Health, Animal Protection and
Welfare
Department of Biology and Wildlife Diseases
Lecture Hall 6</p> <p>33 Department of Infectious Diseases and Microbiology
Department of Pathology and Parasitology
Lecture Hall 4
+ Pathology</p> <p>34 Department of Anatomy, Histology and Embryology
Department of Physiology
Lecture Hall 3
Fatstock Abattoir</p> <p>43 Small Animal Clinic
Avian and Exotic Animal Clinic
Small Animal Clinical Laboratory
Lecture Hall 1
+ Small Animal Emergency
Pharmacist
Medical Centre</p> <p>44 Department of Natural Drugs
Department of Chemical Drugs
Department of Human Pharmacology and Toxicology
Lecture Hall 8</p> <p>50 National Institute of Public Health</p> <p>+ Small Animal Emergency (blue cross – building No. 43)</p> <p>+ Large Animal Emergency (blue cross – building No. 7)</p> <p>+ Pharmacist (green cross)</p> <p>+ Medical Centre (red cross)</p> <p>+ Pathology (black cross)</p> <p>P Parking lot</p> |
|---|--|



School Agricultural Farm

The University includes the School Agricultural Farm. It is located near Nový Jičín (144 km far from Brno) and near Nové Dvory (16 km far from Brno) and has a total acreage of 3,299 hectares.

Students go to the School Agricultural Farm in Nový Jičín and Nový Dvůr for their practical training lessons, either for a one-day lesson module with teachers, or for lesson modules spread over several days whereby they stay and eat at the School Agricultural Farm.

At the School Agricultural Farm, there are sheds and facilities for the rearing of cattle numbering 2,610 heads in total.



The School Agricultural Farm in Nový Jičín

The School Agricultural Farm further has pig-rearing facilities for all pig categories; the pigs total 4,977.

Horses are also kept at the School Agricultural Farm – approx. 23 animals; these are riding horses.

As regards poultry production, the School Agricultural Farm runs a pheasantry where over a thousand pheasants are reared annually; the pheasants are released onto the hunting grounds and hunted by way of joint hunts.

As regards game production, there is a game enclosure at the School Agricultural Farm where some 200 fallow deer and 20 mouflons are kept. There are also hunting grounds at the School Agricultural Farm for the rearing and hunting of game, in particular roe deer, wild boars, hares and pheasants, or vermin (foxes, etc).

Over 50,000 student hours per year are taught at the School Agricultural Farm.

External governance of the University

The University of Veterinary and Pharmaceutical Sciences is one of 26 public universities in the Czech Republic, a single university in the Czech Republic, which provides veterinary education, and one of two which provide pharmaceutical education.

The Ministry of Education, Youth and Physical Education is the authority of competent jurisdiction governing universities in the Czech Republic, in particular

with a view to the allocation of funding and legal compliance.

The Accreditation Board of the Ministry of Education, Youth and Physical Education is the body overseeing the quality of universities: it assesses how education is provided at universities, in particular in terms of the quality of study programmes and other conditions related to education. Every study programme implemented by a university must be accredited by the Accreditation Board of the Ministry of Education. Prior to accreditation, the university must prepare accreditation materials and documentation which is subsequently assessed by the Accreditation Board and accreditation is then granted for a specific number of years.

Internal governance of the University

UVPS Brno is a university consisting of three faculties. The University is managed by the Rector to whom three Vice-rectors deputizing for him are subordinated – the Vice-rector for Strategy and Development, the Vice-rector for Science, Research and Foreign Relations, and the Vice-rector for Education. Economic management and administration is entrusted to the Bursar. Self-governance at the University is conducted through the University's Academic Senate. The Executive Council of the University attends in particular to matters of economic management. Issues related to activities in the areas of science and education are addressed by the University's Science Council. Veterinary training at the University is coordinated and its quality supervised by the Veterinary Training Board. For the sake of a more efficient management of the University, the Rector establishes advisory bodies, in particular the Management of UVPS Brno, Rector's Advisory Board, and other advisory bodies of the Rector (expert commissions and councils).

The Rector manages the Rectorate, which consists of the Rector's and Bursar's sections. The Rector's section is managed directly by the Rector and consists of departments in charge of administration and management – Rector's Secretariat, Law Department, Human Resources Department, Department of University Projects Administration, Department of Surveillance, Security,



Building of Rectorate



Meeting in the large conference room at the Rectorate

Work Safety, Health and Fire Protection, Department of Internal Audits, Department of Public Relations and Department of Quality Evaluation. The Rector further manages other work facilities, namely, CEITEC – Central European Institute of Technology, UVPS Brno and ICRC UVPS Brno.

The Bursar's section is managed by the Bursar and comprises individual organization units taking care of the economic and administrative running of the University – Bursar's Secretariat, Economic Department, Department for Labour and Wages, Department of Investment and Property Management, Department of Administration Documents, Department of Estate management and Building Service, Department of Transportation. The Bursar further manages other work facilities, namely, the Centre of Information Technologies, Accommodation and Canteen Centre on the campus of UVPS Brno, Kaunic Student Residence Hall in Brno, Nový Dvůr Accommodation and Canteen Centre and Hustopeče Centre.

Through his Vice-rectors, the Rector manages facilities that serve the entire University. The Vice-rector for Education manages the Secretariat of the Vice-rector for Education, Institute of Lifelong Learning and Informatics, Department of Foreign Languages and History of Veterinary Medicine, a Department of Sports and Physical

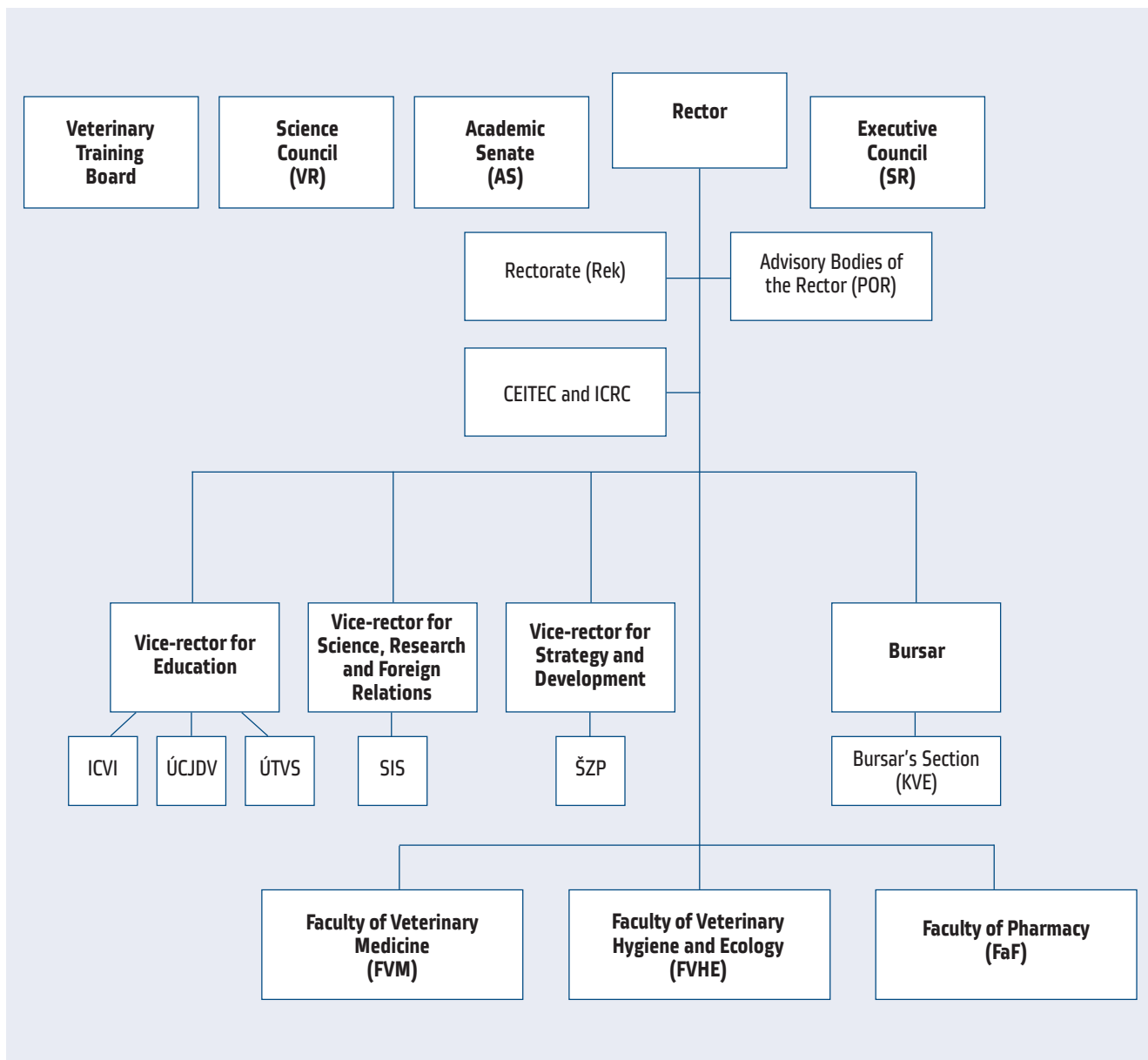
Education. The Vice-rector for Science, Research and Foreign Relations manages the Secretariat of the Vice-rector for Science, Research and Foreign Relations, as well as the Study and Information Centre (Central Library, journal – *Acta veterinaria Brno*). The Vice-rector for Strategy and Development manages the Secretariat of the Vice-rector for Strategy and Development, Agricultural School Farm Nový Jičín and Institute of Wildlife Ecology.

The Rector is nominated by the academic community of the University and elected by the University's Academic Senate. The proposal based on the election made is then submitted to the Ministry of Education, Youth and Physical Education, and subsequently to the Czech president through the Ministry of Education. The president appoints the proposed candidate as rector for a period of four years. One and the same person may serve as rector for a maximum of two consecutive terms of office.

A Vice-rector is nominated by the Rector, the proposal is discussed by the University's Academic Senate, following which (no approval is required) the Rector appoints the Vice-rector for a 4-year term of office.

The Bursar is appointed by the Rector.

Members of the Academic Senate are elected by the academic community of the University (teachers and students) by way of elections for a 3-year term.



Members of the University's Executive Council are appointed for a 2-year term by the Minister of Education, Youth and Physical Education in consultation with the Rector.

Members of the Science Council of the University are nominated by the Rector, every member so nominated must be approved by the Academic Senate of the University, and the members are subsequently appointed for a 4-year term (expiring concurrently with the Rector's term of office). One third of the members must come from outside the University.

Heads of the individual departments and facilities are selected by way of a selection process and appointed by the Rector.

AS	Academic Senate
SR	Executive Council
VR	Science Council
RVV	Veterinary Training Board
POR	Rector's advisory bodies

Rek	Rectorate and Rector's Office
KVE	Bursar's Office and section
CEITEC	CEITEC – Central European Institute of Technology, UVPS Brno
ICRC	ICRC – International Clinical Research Center, UVPS Brno
ICVI	Institute of Lifelong Learning and Informatics
ÚCJDV	Department of Foreign Languages and History of Veterinary Medicine
ÚTVS	Department of Sports and Physical Education
SIS	Study and Information Centre
ŠZP	Agricultural School Farm Nový Jičín
FVM	Faculty of Veterinary Medicine
FVHE	Faculty of Veterinary Hygiene and Ecology
FaF	Faculty of Pharmacy

Faculties

The University consists of three faculties, the Faculty of Veterinary Medicine (FVM), the Faculty of Veterinary Hygiene and Ecology (FVHE) and the Faculty of Pharmacy. Veterinary training takes place at the Faculty of Veterinary Medicine and the Faculty of Veterinary Hygiene and Ecology.

The Faculty of Veterinary Medicine warrants the study programme of veterinary medicine in the clinical veterinary medicine track, with an emphasis on pet (companion) animals (dogs, cats, horses, birds, reptiles, small mammals) – Veterinary Medicine study programme.

The Faculty of Veterinary Hygiene and Ecology warrants the veterinary study programme in the track of food hygiene and clinical veterinary medicine of food animals (in particular ruminants and pigs) – Veterinary Hygiene and Ecology study programme. In addition to this study programme, the Faculty of Veterinary Hygiene and Ecology further offers a non-veterinary study programme, Food Safety and Quality (a 3-year Bachelor's programme, and a 2-year follow-up Master's programme), and another non-veterinary study programme, Animal Protection and Welfare (a 3-year Bachelor's programme, and a 2-year follow-up Master's programme).

The Faculty of Veterinary Medicine and the Faculty of Veterinary Hygiene and Ecology cooperate closely and the level of integration between them is high.

Each faculty is managed by its Dean, with two Vice-deans deputizing for and subordinated to the Dean – the Vice-dean for Education and the Vice-dean for Science, Research and Foreign Relations. Economic management and administration of the faculty is entrusted to the Registrar. Self-governance at the faculty is conducted through its Academic Senate. Issues related to activities in the areas of science and education are addressed by the faculty's Science Council. The Dean establishes advisory bodies for faculty management purposes, namely, the Dean's Advisory Board and advisory bodies of the Dean (expert commissions and councils).

Education, scientific and research activities, specialized veterinary activities, as well as other activities, if any, are conducted in specialized departments and at clinics, departments and work facilities within the departments.

The Dean is nominated by the faculty's academic community and elected by the Academic Senate of the faculty. The proposal based on the election made is then submitted to the Rector. The Rector appoints the proposed candidate as Dean for a 4-year term of office. One and the same person may serve as dean for a maximum of two consecutive terms of office.

A Vice-dean is nominated by the Dean, the proposal is discussed by the faculty's Academic Senate, following which (no approval is required) the Dean appoints the Vice-dean for a 4-year term of office.



Lecture in the lecture hall

The Registrar is appointed by the Dean of the faculty.

Members of the Academic Senate are elected by the academic community of the faculty (teachers and students) by way of elections for a 3-year term.

Members of the Science Council of the University are nominated by the Dean of the faculty, every member so nominated must be approved by the Academic Senate of the faculty, and the members are subsequently appointed for a 4-year term (expiring concurrently with the Dean's term of office). One third of the members must come from outside the University.

Heads of the individual departments, clinics, departments and work facilities of the faculty are selected by way of a selection process and appointed by the Dean.

Faculty of Veterinary Medicine

The mission of the Faculty of Veterinary Medicine is to carry out educational, scientific and other academic activities, as well as specialized veterinary activities in the area of veterinary medicine, with a focus on diagnostic, therapeutic and preventative veterinary medicine.

The Faculty of Veterinary Medicine has a Dean's Office and specialized sections consisting of the following clinics and departments:

Dean's Office

Section of Small Animals Diseases

- Small Animal Clinic
- Avian and Exotic Animal Clinic
- Small Animal Clinical Laboratory

Section of Large Animals Diseases

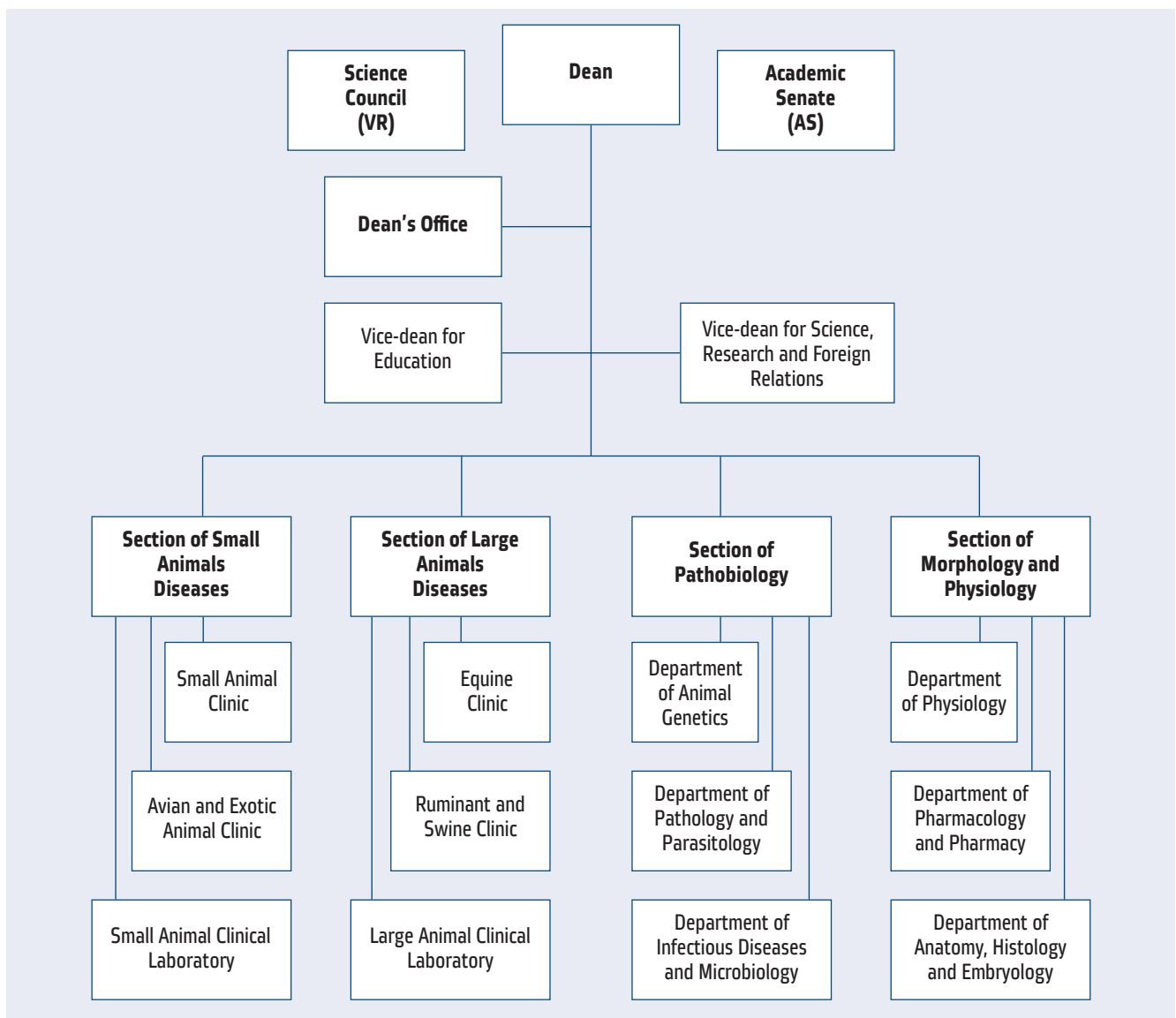
- Equine Clinic
- Ruminant and Swine Clinic
- Large Animal Clinical Laboratory

Section of Pathobiology

- Department of Pathology and Parasitology
- Department of Infectious Diseases and Microbiology
- Department of Animal Genetics

Section of Morphology and Physiology

- Department of Anatomy, Histology and Embryology
- Department of Physiology
- Department of Pharmacology and Pharmacy



The faculty has a symmetric structure based on four sections, with three clinics or departments within each section.

Faculty of Veterinary Hygiene and Ecology

The mission of the Faculty of Veterinary Hygiene and Ecology is to carry out educational, scientific and other academic activities, as well as specialized veterinary hygiene activities in the area of food hygiene, public health and food animals.

The Faculty of Veterinary Hygiene and Ecology has a Dean's Office, facilities serving the entire faculty and specialized sections consisting of the following departments:

Dean's Office

Section of Veterinary Ecology and Wildlife Diseases

- Department of Biology and Wildlife Diseases
- Department of Ecology and Diseases of Game, Fish and Bees

Section of Animal and Plant Production

- Department of Animal Nutrition
- Department of Animal Husbandry and Animal Hygiene

Section of Food Hygiene and Technology

- Department of Meat Hygiene and Technology
- Department of Milk Hygiene and Technology
- Department of Vegetable Foodstuff Hygiene and Technology

Section of Veterinary Protection of Public Health

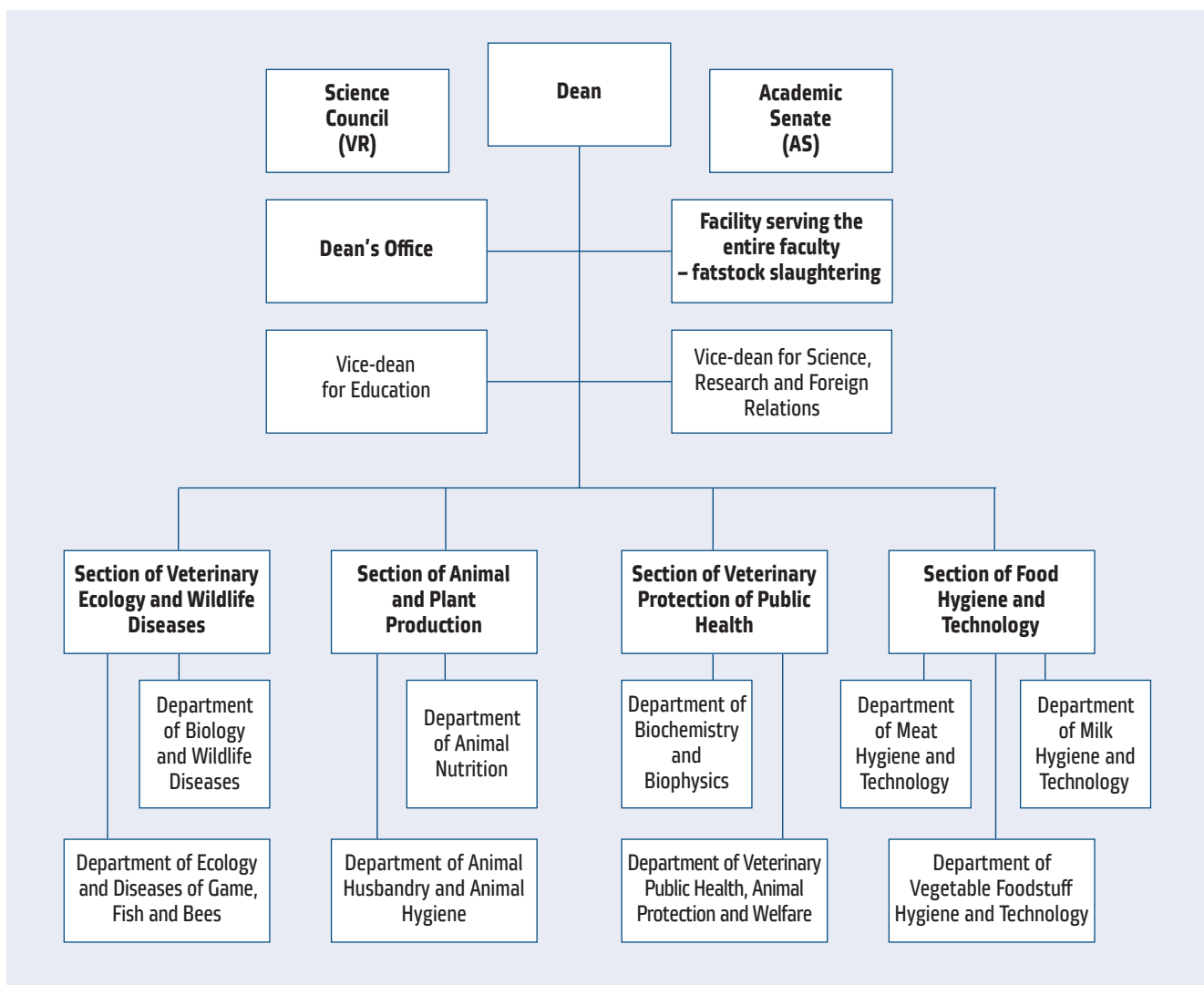
- Department of Veterinary Public Health, Animal Protection and Welfare
- Department of Biochemistry and Biophysics

Facility serving the entire faculty

- Fatstock Abattoir

Integration and coordination of veterinary training

There is a high level of integration between the faculties and organs of the University at UVPS Brno. The University takes care of operations shared by the entire University and the faculties, in particular in the areas of financial management, economy, investments, maintenance of the campus, buildings and equipment, energy and administration. The faculties undertake educational, research, academic and specialized veterinary and hygiene activities. The high level of integration eliminates organizational duplicities in veterinary training.



The organization of veterinary training at the University into two track differentiations is a long-standing tradition (since 1975) whereby every track differentiation is pursued by one faculty: the Veterinary Medicine track focusing on clinical veterinary medicine with an emphasis on pet animals is undertaken by the Faculty of Veterinary Medicine (FVM), while the Veterinary Hygiene and Ecology track focusing on food hygiene and livestock is undertaken by the Faculty of Veterinary Hygiene and Ecology (FVHE). The two-faculty structure is based on a tradition of 23

years (since 1990) and gives the University external credibility and economic advantages (better access to funding), strengthens the University's independence and supports its internal stability. For those reasons, the University has retained its two-faculty structure.

Veterinary educational activities at the University are coordinated by the Veterinary Training Board. The Faculty of Veterinary Medicine and the Faculty of Veterinary Hygiene and Ecology cooperate very closely in both tracks in the delivery of educational training.

POLICY STATEMENT (AP 1)

1.1 Quality strategy of the University

The University of Veterinary and Pharmaceutical Sciences Brno has a strategy designed to attain quality at the University. Its strategy is described in the University's principal strategic document, Long-term Plan of Educational and Scientific, Research, Development, Innovation and Other Creative Activities of the University of Veterinary and Pharmaceutical Sciences for 2011–2015 (LTP UVPS), a document that updates the University's plans for the year concerned, LTP UVPS Update, and a document that sets forth annual performance and quality indicators, Institutional Development Plan of UVPS Brno.

The attainment of the strategy and performance and quality indicators takes place at the management and decision-making levels within the University.

The attainment of quality is monitored, assessed and then assessed on an annual basis in the Annual Report on Activities of UVPS Brno.

When the Annual Report is reviewed by the University's bodies (Academic Senate, Executive Council), measures designed to improve the attainment of quality may be proposed.

Public quality assurance has the form of publication of the Annual Report, in particular on the University web-pages.

External quality assurance is conducted by the Ministry of Education, Youth and Physical Education in the process of review of the Annual Report, and by the Accreditation Board in the process of accreditation of undergraduate study, postgraduate study or the faculties as a whole.

Supranational quality assurance is conducted by way of international evaluation of veterinary training organized by EAEVE, and by way of assessment of the University in connection with the authorization to grant the Diploma Supplement Label.

1.2 Quality control system at the University

1.2.1 Organization of quality assurance at the University

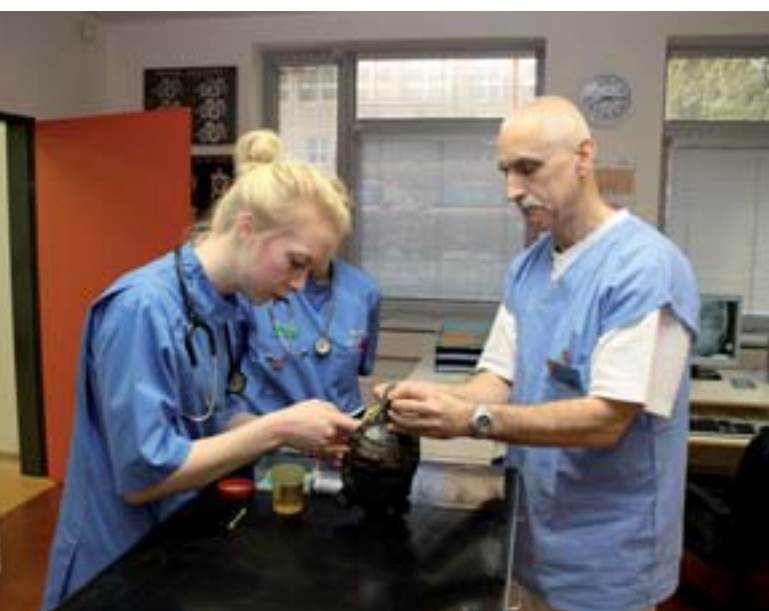
Quality control at the University relies on a comprehensive system comprising the following activity levels:

- definition of strategic plans, topical objectives and annual performance indicators,



Small Animal Clinic

- system for the management of performance of goals, objectives and performance indicators and their quality,
- system for the monitoring of performance and its quality,
- system for the evaluation of performance and its quality,
- evaluation of the University's of performance and its quality,
- system for the proposal of measures designed to improve the quality of performance,
- publication of a University performance evaluation report,
- system of external evaluation of the University's performance,
- supranational evaluation of the University's performance.



Avian and Exotic Animal Clinic

1.2.1.1 Definition of strategic plans, topical objectives and annual performance indicators

The definition of strategic plans, topical objectives and annual performance indicators includes the elaboration of the following:

- Long-term Plan of Educational and Scientific, Research, Development, Innovation and Other Creative Activities of the University of Veterinary and Pharmaceutical Sciences Brno for 2011–2015 (LTP UVPS)
- update of the long-term plan in the form of LTP UVPS Update for the respective year,
- definition of performance indicators in the form of the Institutional Development Plan of UVPS Brno for the respective year (IP UVPS Brno)

LTP UVPS, LTP UVPS Update and IP UVPS Brno are reviewed and approved by the University's Science Council, the Academic Senate and the Executive Council.

1.2.1.2 System for the management of performance of goals, objectives and performance indicators and their quality

The system for the management of performance of goals, objectives and performance indicators and their quality comprises the Rector's management and decision-making activities vis-à-vis the Rectorate and other units managed by the Rector (School Agricultural Farm, SIC, ICVI, CEITEC and ICRC, Bursar's section), and vis-à-vis faculty deans. It further comprises management and decision-making activities of the deans vis-à-vis sections, and of department heads vis-à-vis clinics and departments.

1.2.1.3 System for the monitoring of performance and its quality

The system for the monitoring of performance and its quality contains activities and their quality in the direction

- from departments and clinics to sections,
- from sections to the faculty dean,
- from sections to the Veterinary Training Board (section head is a member of the Veterinary Training Board),
- from the dean to the Veterinary Training Board (the dean is a member of the Veterinary Training Board),
- from the dean to the Rector,
- from the heads of units managed by the Rector and Bursar to the Rector,
- from the Rector to the University's Science Council.

1.2.1.4 System for the evaluation of the University's of performance and its quality

The system for the evaluation of performance and its quality comprises on-going evaluation of performance and its quality

- at the level of the Veterinary Training Board (the report is based on the System of Quality Evaluation of Veterinary Training, the Student Training Quality Assessment, the Teacher Evaluation – Teaching and Research Staffing, as well as an evaluation of provisions made for veterinary training at the level of faculties and sections (departments and clinics)),
- at the Rector's level (reports on the activities of individual units managed by the Rector (School Agricultural Farm, SIC, ICVI, CEITEC a ICRC, Bursar's section) and reports on the activities of faculties and the coordination of veterinary training by the Veterinary Training Board),
- at the level of the University's Science Council (assessment of individual activities – educational activities, scientific activities, professional veterinary activities, etc.),
- by means of the System of Evaluation of Quality of Education and Other Academic Activities in the Area of Veterinary Medicine, the quality of veterinary training at UVPS Brno is assessed,

- teachers in terms of delivery of training, research and other academic activities, with a view to staffing (the assessment focuses in particular on the number of teachers, full professors, associate professors and assistant professors with Ph.D. degrees), etc. Every teacher is further evaluated at the level of the respective clinic or department, and subsequently at the level of the faculty, in particular with a view to the number of classes taught and the quality and quantity of research work based on the number and quality of publications. Teachers are also evaluated in the habilitation procedure and in the professorial appointment procedure,
- by students who evaluate teaching with a view to how well lectures, practical training, seminars and practical training instructions are provided for, and point out shortcomings, if any;
- at the level of the faculty, by faculty management (sections, departments, clinics), and by the Science Council of the faculty and the Academic Senate of the faculty in the evaluation of individual activities pursued by the faculty (individual reports on teaching, research, etc.).

1.2.1.5 Evaluation of the University's performance and its quality

Evaluation of the University's performance and its quality is contained in the Annual Report on Activities, which includes information, its assessment and an over-

all assessment of the University's performance in the course of that year. It further includes results obtained through the System of Evaluation of Quality, as well as the Student Training Quality Assessment and Teacher Evaluation (evaluation of the University's staffing). The Annual Report further includes a formulation of the University's strengths and weaknesses. The Annual Report also includes an assessment of attainment of the LTP UVPS Brno Update and attainment of the UVPS Brno Development Plan. The Annual Report is presented to the University's Academic Senate and the Executive Council, and to the Ministry of Education, Youth and Physical Education for review and approval, and published on the University's webpages.

1.2.1.6 System for the proposal of measures

System for the proposal of measures designed to improve the quality of performance, if any, is represented by

- the activities of the University's Academic Senate in the process of review and approval of the Annual Report on Activities, and proposal of measures, if any, in that process,
- the Executive Council in the process of review and approval of the Annual Report on Activities, which may include the discussion of comments on the performance and quality of the University, and proposal of measures.



Equine Clinic

Measures, if any, are directed to the Rector who implements them in the pursuit of his management and decision-making activities in the management of the University in the subsequent period.

1.2.1.7 Publication of a University performance evaluation report

The University performance evaluation report is published by its placement on the University's webpages.

1.2.1.8 System of external evaluation of the University's performance

The system of external evaluation of the University's performance includes the following:

- the Ministry of Education, Youth and Physical Education in the process of review of the Annual Report with the University, which process may include the discussion of comments on the performance and quality of the University, and proposal of measures,
- accreditation of the University by the national Accreditation Board of the Ministry of Education, Youth and Physical Education, at the level of undergraduate study programmes, postgraduate study programmes (doctoral programmes leading to Ph.D. degrees), as well as the activities of entire faculties. The process leads to the grant of accreditation for undergraduate student training, post-graduate student training and assessment of the quality of performance of the faculties.



Ruminant and Swine Clinic

1.2.1.9 Supranational evaluation of the University's performance

Supranational evaluation of the University's performance includes the following:

- assessment of veterinary training in the process of international evaluation organized by EAEVE,

- assessment of the University in the context of the authorization to grant the Diploma Supplement Label.

1.2.2 Long-term Plan of Educational and Scientific, Research, Development, Innovation and Other Creative Activities of the University of Veterinary and Pharmaceutical Sciences for 2011–2015 (LTP UVPS)

The University of Veterinary and Pharmaceutical Sciences Brno has a Long-term Plan of Educational and Scientific, Research, Development, Innovation and Other Creative Activities of the University of Veterinary and Pharmaceutical Sciences for 2011–2015 (LTP UVPS).

LTP UVPS is based on a legislative framework provided in particular by national law, Act No. 111/1998 Coll., on Universities and Amendments to Other Acts (Act on Universities), as amended, and its implementing guidelines, Act No. 130/2002 Coll., on Support to Research, Experimental Development and Innovation out of Public Funds, and Amendments to Certain Related Acts, as amended, government decrees, decrees and guidelines of the Ministry of Education, Youth and Physical Education, and further by legal regulations regulating veterinary activities and veterinary training, in particular Act No. 166/1999 Coll., on Veterinary Care and Amendments to Related Acts, as amended, and its implementing guidelines, as well as Directive 2005/36/EC of the European Parliament and of the Council on the recognition of professional qualifications, which sets forth requirements on the education of veterinary surgeons and pharmacists that are subject to specific regulation.

LTP UVPS follows in particular on the previous Long-term plan of Educational and Scientific, Research, Development, Innovation, Artistic and Other Creative Activities for Universities for 2006-2010, results and recommendations derived from the international evaluation of veterinary faculties and contained in the 2005 Report adopted in Brussels by the European Association of Establishments for Veterinary Education (EAEVE) and the Federation of Veterinarians of Europe (FVE), results and recommendations drawn from the accreditation process at the individual faculties, conducted by the national Accreditation Board of the Ministry of Education, Youth and Physical Education, and finally, results and recommendations from the process of accreditation concerning the study programmes and individual courses conducted by the Accreditation Board.

LTP UVPS follows the structure and instructions provided by the Ministry of Education, Youth and Physical Education, and contains the University's mission, strategic goals, premises, strengths and weaknesses and priorities for the respective period. Priorities are the legal status of the University, its international, national and regional work, quality and relevance (educational activities,



Ruminant and Swine Clinic

scientific and research activities, specialized veterinary and other activities), openness (internationalization in education, international cooperation, collaboration with the practical training sphere, life-long education, care of the University's history, promotion and marketing of the University), efficiency and financing (University management, funding of education, funding of science and research, funding of the University's other activities, investment financing).

LTP UVPS represents an official document setting forth the University's overall objectives. LTP UVPS was drawn up by the Rector and reviewed and approved by the University's Management, the Rector's Advisory Board, the University's Science Council, Executive Council and the Academic Senate. LTP UVPS was reviewed and approved by the Ministry of Education, Youth and Physical Education. LTP UVPS is a document of approximately 80 pages and is available at the web pages of UVPS Brno.

1.2.3 Update of LTP UVPS for the respective year

LTP UVPS is a strategic document covering a period of 5 years and is updated and specified annually. Every year, UVPS Brno thus prepares a LTP UVPS Update for the respective year (therefore, since 2011, 2011 update of LTP UVPS, 2012 update of LTP UVPS and 2013 update of LTP UVPS) were drawn up. The document conforms to a structure stipulated by the Ministry of Education, Youth and Physical Education and is drawn up in accordance with the Ministry's instructions (for instance, the 2013 update is a document of 14 pages). The LTP UVPS update contains specific objectives and the manner in which they are to be attained with a view to the priorities defined in LTP UVPS for the year concerned.

LTP UVPS Update represents an official document setting forth the University's overall objectives for the respective year. The LTP UVPS update is drawn

up by the Rector and reviewed and approved by the University's management, the Rector's Advisory Board, the University's Science Council, Executive Council and the Academic Senate. The LTP UVPS update is reviewed and approved by the Ministry of Education, Youth and Physical Education, and is available at the web pages of UVPS Brno.

1.2.4 Institutional Development Plan of UVPS Brno for the respective year (IP UVPS Brno)

The LTP UVPS Update for the includes the Institutional Development Plan of UVPS Brno for the respective year (IP UVPS Brno) (for instance, IP UVPS Brno for 2013 is a 13-page document). IP UVPS Brno contains specific performance indicators, both verbal and numerical, for the respective year, and defines initial and target values. IP UVPS Brno thus sets forth indicators for the respective year for instance in the areas of the University's international work, veterinary training, support facilities for the University's veterinary activities, conditions applicable to special workplaces at the University, in the area of science, research and publication, with regard to the extent of specialized veterinary activities, the University's international openness, in the area of university management and funding, and in the area of modernization of buildings, technologies and equipment. IP UVPS Brno contains activities designed to attain the performance indicators for the respective year. An assessment of the conformity of IP UVPS Brno with LTP UVPS and its update for the respective year is carried out, as is an assessment of the conformity of IP UVPS Brno with LTP UVPS and its update for the respective year by the Ministry of Education, Youth and Physical Education.

IP UVPS Brno is drawn up by the Rector, and reviewed and approved by the University's management, the Rector's Advisory Board, the University's Science Council, Executive Council and the Academic Senate. IP UVPS Brno is reviewed and approved by the Ministry of Education, Youth and Physical Education, and is available at the web pages of UVPS Brno.

1.2.5 Evaluation of the quality of education by the Veterinary Training Board at the University

The Veterinary Training Board is the University's body for the coordination of veterinary training. Its province is in particular the professional management of veterinary training and veterinary training quality assurance.

The Veterinary Training Board examines in particular the following issues in the area of quality evaluation of veterinary training:

- quality evaluation of veterinary training using quality indicators under the System of Quality Evaluation of Veterinary Training,



Training in the pathological morphology autopsy room

- *in situ* evaluation of premises, technologies, equipment and materials serving for veterinary education (at individual work facilities undertaking veterinary training),
- evaluation of academic staff involved in veterinary training,
- evaluation of instruction in the framework of veterinary training by students,
- evaluation of veterinary training by the University Management and management of the faculties and sections,
- evaluation of veterinary training on the basis of the report issued by the national Accreditation Board,
- evaluation of veterinary training on the basis of the Report adopted by the Joint Education Committee of the EAEVE.

Having examined the respective issue, the Veterinary Training Board may adopt the respective Recommendation of the Veterinary Training Board. The Recommendation of the Veterinary Training Board is approved by the Rector. Following approval by the Rector, the Recommendation of the Veterinary Training Board is a principal recommendation for professional management and quality control of veterinary training for the individual veterinary faculties (FVM and FVHE).

1.2.6 Evaluation by the University's Science Council

Evaluation of performance and its quality also takes place at the level of the University's Science Council (on which outside representatives of veterinary practice and representatives of other universities and research institutes are involved). Every year, the University's Science

Council has the evaluation of educational activities on its agenda, and the evaluation of scientific activities, as well as specialized veterinary activities, on the agenda of its subsequent meeting. A summary evaluation of the University's performance and its quality is discussed by the Science Council in the process of approval of the Annual Report on Activities.

1.2.7 Evaluation of the quality of education in the system of management of faculties, sections, clinics and departments of the University

The University of Veterinary and Pharmaceutical Sciences Brno conducts an internal evaluation of the quality of education in the system of management of the University. Such quality evaluation is performed at the level of the Rector (advisory bodies of the Rector: University Management, Rector's Board of Advisors).

Evaluation of performance and its quality is further conducted at the level of faculties, namely at the level of management, as well as the level of sections, departments and clinics. and the Science Council and Academic Senate of the faculty in the assessment of individual activities undertaken by the faculty (individual reports on educational activities, research activities, etc.) and in the summary assessment of the performance and quality of the faculty, performed in the process of review and approval of the Annual Report on the faculty's activities).

The actual evaluation of the quality of education is based on an inspection of quality of teaching at faculties, sections, clinics and departments.

1.2.8 Evaluation of the quality of training under the System of Evaluation of Quality of Education and Other Academic Activities in the Area of Veterinary Medicine at the University

The quality of veterinary training at the University is evaluated under the System of Evaluation of Quality of Education and Other Academic Activities in the Area of Veterinary Medicine. The system is formulated as an integrated set of indicators of the quality of veterinary training at UVPS Brno, which is based on supranational and national requirements applicable to veterinary training, and at the same time, on conditions of veterinary training at the University of Veterinary and Pharmaceutical Sciences Brno. Given the differences between the individual requirements and their potential quantification, the indicators are formulated on two levels, as verbal quality indicators and as numerical quality indicators.

Verbal indicators of veterinary training quality are defined as 25 indicators, many of which consist of further sub-indicators. Numerical indicators are defined as 50 indicators, which include descriptions pertaining to academic staff, students, type of instruction, number of animals available for instruction, both within the institution and within the "mobile clinic", number of autopsies available for instruction, further indicators describing the condition of equipment and operations at the level of clinics, isolation facilities, lecture halls and premises for instruction in classrooms, instruction in laboratories, autopsy rooms and other non-clinical instruction, instruction at the School Agricultural Farm, the scope of research and publication activities, the scope of instruction in English and organization of international summer schools. Numerical indicators of veterinary training quality are set as ranges of values within which the particular numerical indicator is deemed satisfied.

In the overall evaluation, the individual indicators are not evaluated mechanically and separately but rather taken into consideration in a context relevant to veterinary training at the University of Veterinary and Pharmaceutical Sciences Brno. In 2012, all the quality indicators for veterinary training were met.

The System of Evaluation of Quality of Education and Other Academic Activities in the Area of Veterinary Medicine represents a possibility of taking a structured look at veterinary training at UVPS Brno from the point of view of conditions for quality veterinary training at the University within the meaning of international requirements with an evaluable conclusion, the possibility of identifying shortcomings, if any, and adopting measures to rectify them. The outcome of the evaluation is addressed by the Veterinary Training Board and the Rector, and it is summarized in the Annual Report on Activities.

1.2.9 Teacher Evaluation at the University

The delivery of training, research and other academic activities at the University is evaluated, in particular with

a view to the number of teachers, full professors, associate professors and assistant professors with PhD. degrees, etc. Further, every teacher at the University is evaluated at the level of the respective clinic or department, and subsequently at the level of the faculty, in particular with a view to the number of classes taught and the quality and quantity of research work based on the number and quality of publications. The evaluation is reflected in the incentive segment of teachers' financial remuneration. Teachers are also evaluated in the Associate Professor promotion process (by the lecture reviewers, habilitation thesis opponents, habilitation committee, Science Council of the faculty) and in the promotion process to full Professor appointment (by the appointment committee, Science Council of the faculty, Science Council of the University). The outcome of the evaluation is addressed by the Veterinary Training Board and the Rector, and it is summarized in the Annual Report on Activities.



Training in the anatomy autopsy room

The University is nevertheless negotiating the verification of a system for the evaluation of individual staff using a multi-criteria system designed by Palacky University in Olomouc. If the system proves to be suitable for the conditions at UVPS Brno, it will be used for annual evaluation of teachers at the University.

1.2.10 Evaluation of the quality of training by students at the University

Students also take part in the evaluation of the quality of training at UVPS Brno. They use a quality evaluation method using a computer programme for anonymous evaluations. The quality of the educational activities at the University is evaluated by the students always for the term, and every subject the students attend in that term is evaluated. Students evaluate teaching with a view to how well lectures, practical training, seminars and practical training instructions are provided for, and point out shortcomings, if any. While the evaluation is anonymous, the programme is designed in such a way that every stu-

dent can only carry out the evaluation once, and can only evaluate subjects for which he/she is registered in his/her study plan for the academic year in question. The system evaluates the teacher for the field under assessment and the respective subject by assigning the teacher a grade calculated as the arithmetic mean of the grades assigned to the teacher by the students.

The evaluation results are reviewed by the University Management, the Board of Advisors of UVPS's Rector, Boards of Advisors of the Deans of the faculties and the Veterinary Training Board. The results are then communicated to the individual departments and clinics through the Dean's Offices of the faculties. Following the evaluation of the students' comments, if a teacher repeatedly receives a negative evaluation, appropriate changes to improve the quality of instruction are made.

The training quality evaluation is to give students an opportunity to take part in the process of improvement of the quality of veterinary instruction at the University. However, rather few students take part in the evaluation process.



Training at microbiology lab

1.2.11 Annual Report on Activities and Evaluation of Activities of UVPS Brno in the respective year (AR UVPS Brno)

The status of fulfillment of LTP UVPS and the LTP UVPS Update for the respective year, as well as IP UVPS Brno for the respective year, is covered by the Annual Report on Activities and Evaluation of Activities of UVPS Brno in the respective year (AR UVPS Brno). AR UVPS Brno is drawn up in accordance with the structure prescribed and instructions issued by the Ministry of Education, Youth and Physical Education, and contains the following information on the University for the respective year: basic information on the university, its organizational structure and bodies and their staffing, the mission, vision and strategic plan of the University, legal framework for the University's activities (amendments to internal regulations), accredited study programmes at the University,

interest in study and admission, number of students and success rate, number of graduates and their employability, students with special needs, student accommodation, sports and leisure time activities of students, social arrangements for students (scholarships etc.), study and information centre for students, Ph.D. programme, life-long education, number of academic staff and other employees of the University, habilitation and professorial process, social arrangements for teachers and employees, premises of the University, equipment, information technologies, activities at the clinics (specialized veterinary activities) and other specialized activities, activities of the Agricultural School Farm, scientific and research efforts (institutional research, specific university research, research based on grant and other projects, contractual research with companies and institutions, ICRC research, CEITEC research), publication output (in particular publication in "impact factor" science journals), science and specialized conferences organized by the University, cooperation with the practical training sector, international cooperation, internal and outside quality assurance, national and international excellence of the University, development of the University, financing of the University, strengths and weaknesses of the University. AR UVPS Brno further contains IP UVPS Brno for the respective year, as well as an evaluation under the System of Evaluation of Quality of Education and Other Academic Activities in the Area of Veterinary Medicine at UVPS Brno for the respective year, and the Student Training Quality Assessment.

AR UVPS Brno represents an official document on the University's activities during the respective year. AR UVPS Brno is drawn up by the Rector and reviewed and approved by the University's management, the Rector's Advisory Board, the University's Science Council, Executive Council and the Academic Senate. AR UVPS Brno is then reviewed and approved by the Ministry of Education, Youth and Physical Education, and is available at the web pages of UVPS Brno.

1.2.12 System for the proposal of measures

The system for the proposal of measures is designed to improve the quality of performance. It is comprised of presentation of proposals and designed to improve the quality of the University's performance at meetings of the University's Academic Senate, in particular in the process of review and approval of the Annual Report on Activities.

Measures designed to improve the quality of the University's performance may be proposed by the Executive Council, in particular in the process of review and approval of the Annual Report on Activities.

Measures are directed to the Rector who implements them in the pursuit of his management and decision-making activities in the management of the University in the subsequent period.

1.2.13 Publication of a University performance evaluation report

Public quality assurance is effected through the publication of the University's Annual Report on Activities, in particular by its placement on the University's web pages where it can be accessed by the public.

1.2.14 External evaluation of the University's performance

External evaluation of the University's performance is conducted by the Ministry of Education, Youth and Physical Education in the process of review of the Annual Report with the University, which process may include the discussion of comments on the performance and quality of the University, and proposal of measures.

Further external evaluation of the of the University's performance is conducted by the Accreditation Board of the University's performance at the level of undergraduate study programmes and postgraduate study programmes at the entire faculties.

The Accreditation Board of the Ministry of Education, Youth and Physical Education conducts an evaluation of study programmes when an application for accreditation or re-accreditation of a study programme or field is made. The accreditation process involves the elaboration of self-evaluation documents concerning the study programme and course, a review thereof by an expert commission, a review and/or approval of the accreditation at the level of the Accreditation Board, issuance of a decision on the accreditation of the respective programme or course by the Ministry of Education, Youth and Physical Education. Veterinary training in the Veterinary Medicine track and in the Veterinary Hygiene and Ecology track is currently successfully accredited by the Accreditation Board of the Ministry of Education, Youth and Physical Education for teaching both in Czech and in English (Veterinary Medicine up to December 31, 2013; the documentation for an extension of the accreditation is currently being filled; Veterinary Hygiene and Ecology is accredited up to December 31, 2019).

The quality of doctoral study programmes was assessed by the Accreditation Board of the Ministry of Education, Youth and Physical Education in April 2013. Self-evaluation reports and other documents for the evaluation of quality of DSP in the field of veterinary medicine for the Accreditation Board of the Ministry of Education, Youth and Physical Education have been drawn up, the expert commission of the Accreditation Board reviewed the documents, conducted an *in situ* examination of the quality of Ph.D. theses, premises, equipment, materials and staffing for the doctoral study programmes, discussions were carried out with the management of the University and the faculties, directors of studies of the individual courses and with students. An evaluation report was drawn up and re-



School Agricultural Farm in Nový Jičín

viewed and approved by the Accreditation Board of the Ministry of Education, Youth and Physical Education. The evaluation of doctoral study programmes was favourable.

The Accreditation Board of the Ministry of Education, Youth and Physical Education also assessed the quality of the entire individual faculties at universities. In 2006, an assessment of the Faculty of Veterinary Medicine and the Faculty of Veterinary Hygiene and Ecology with a view to quality of education being provided at the faculties was carried out. The result was favourable and the standards of education at both faculties was found to be good.

1.2.15 Supranational evaluation of the University's performance

The quality of activities comprising veterinary training is also assessed in the process of international evaluation of veterinary training organized by EAEVE.

The University's assessment in the context of an application for the Diploma Supplement Label certificate also constitutes supranational evaluation. The University of Veterinary and Pharmaceutical Sciences Brno obtained an EC certificate – Diploma Supplement Label for 2009–2013, which evidences that UVPS Brno meets supranational conditions for the issuance of the supplement. As the Diploma Supplement Label certificate will expire in 2013, UVPS Brno started preparing the requisite documentation to that it could reapply.

1.3 Responsibility of organization units and individuals in the context of quality assurance

Rector

The Rector drafts strategic and implementation documents of the University: the Long-term Plan, the Long-term Plan Update and the Institutional Development Plan. He manages the process of quality assurance at the University, and acts in accordance with the University Statute and other internal regulations of the University. He obtains information concerning the University's activities from the Veterinary Training Board, from the faculties

(deans), from units within the Rectorate and from other units within the University. He receives quality assurance assessments from the Veterinary Training Board, from the faculties (deans), from units within the Rectorate and from other units within the University, from the System of Quality Evaluation of Veterinary Training, from the outcomes of Student Training Quality Assessment and the Teacher Evaluation, and from the University's Science Council. The Rector drafts the University's Annual Report on Activities. He receives proposals for measures to improve the University's performance from the Academic Senate and the Executive Council of the University. He discusses the Annual Report on Activities with the Ministry of Education, Youth and Physical Education, and receives proposals for improvement of the University's performance. He publishes the Annual Report on Activities on the web pages. He addresses the result of the accreditation of undergraduate and postgraduate studies and faculties conducted by the Accreditation Board. He addresses the results of the international evaluation conducted by EAEVE and the results of the evaluation conducted in the context of the Diploma Supplement Label.



Training in diseases of fish

Veterinary Training Board

The Veterinary Training Board is a body for the coordination of veterinary training acting in accordance with the Statute of the Veterinary Training Board. The Veterinary Training Board evaluates the quality of veterinary training using information on the delivery of training at departments and clinics, in sections, at the faculties, information obtained through the System of Quality Evaluation of Veterinary Training, results of the Student Training Quality Assessment and Teacher Evaluation. The Veterinary Training Board may adopt Recommendation of the Veterinary Training Board. Following approval by the Rector, Recommendation of the Veterinary Training Board is a principal recommendation for professional management and quality control of veterinary training for the individual faculties.

Science Council of the University

The Science Council of the University is the University's science body acting in accordance with the Procedural Rules of the Science Council of the University. The Science Council approves the University's strategic and implementation documents: the Long-term Plan, the Long-term Plan Update and the Institutional Development Plan. It reviews and approves on-going quality assessments at the University (report on educational activities at the University, report on scientific and research activities at the University, etc.). The Science Council approves the University's Annual Report on Activities, and presents proposals for measures designed to improve the University's performance, if any, to the Rector.

Executive Council of the University

The Executive Council of the University is a body in charge of economic supervision in particular, acting in accordance with the Statute of the Executive Council of the University. It approves strategic and implementation documents of the University: the Long-term Plan, the Long-term Plan Update and the Institutional Development Plan. It approves the University's Annual Report on Activities, and presents proposals for measures designed to improve the University's performance to the Rector.

Academic Senate of the University

The Academic Senate is the University's self-governing body acting in accordance with the Procedural and Electoral Code of the University. It approves strategic and implementation documents of the University: the Long-term Plan, the Long-term Plan Update and the Institutional Development Plan. It approves the University's Annual Report on Activities, and presents proposals for measures designed to improve the University's performance to the Rector.

Ministry of Education, Youth and Physical Education

The Ministry of Education, Youth and Physical Education approves strategic and implementation documents of the University: the Long-term Plan, the Long-term Plan Update and the Institutional Development Plan. It provides funds for education and research at the University. It approves the University's Annual Report on Activities, and presents proposals for measures designed to improve the University's performance, if any, to the Rector.

Faculty (dean), Science Council of the faculty, Academic Senate of the faculty

The dean manages the quality assurance process at the faculty and acts in accordance with the University Statute, Faculty Statute and other internal regulations. The dean receives information on activities at the faculty from the individual sections, departments and clinics. The dean pro-



Training in diseases of game

vides assessments of quality assurance activities conducted at the faculty to the Rector and the Veterinary Training Board. The dean addresses quality assessments conducted by the Rector, the Veterinary Training Board, under the System of Quality Evaluation of Veterinary Training, and results of the Student Training Quality Assessment and the Teacher Evaluation.

The dean also addresses results of assessments made by the faculty's Science Council. The dean drafts the Annual Report on Activities for the faculty. The dean receives proposals for improvement of the faculty's performance from the faculty's Academic Senate. The dean addresses the outcome of undergraduate and graduate study accreditation conducted by the Accreditation Board. The dean addresses the results of the international evaluation conducted by EAEVE and the results of the evaluation conducted in the context of the Diploma Supplement Label.

Sections

A section head manages the quality assurance process in the section and manages the section. The head receives information on activities of the section from individual departments and clinics. The head assesses quality assurance of activities in the section. The head provides assessments to the faculty dean and the Veterinary Training Board. The head addresses quality assessments of activities (pertaining to the section) made by the Rector, the Veterinary Training Board, the dean, under the System of Quality Evaluation of Veterinary Training, and results of the Student Training Quality Assessment and the results of the Teacher Evaluation.

Departments, clinics and other facilities at faculties

The head manages the quality affirmation process at the department and clinic and other facilities at the faculty. The head obtains information on the activities of the department, clinic and facility. The head assesses quality assurance of activities at the department, clinic and facility. The head provides assessments to the head of section. The head addresses quality assessments of the University's activities made by the dean, results of the Student Training Quality Assessment and results of the Teacher Evaluation.

Public

The public has access to information provided in the Annual Report on Activities and published on the University's web pages.

Accreditation Board

The Accreditation Board conducts an external performance quality assessment at the University at the following levels:

- accreditation of undergraduate and postgraduate study programmes,
- comprehensive evaluation of undergraduate and postgraduate study programmes,
- assessment of the entire faculties.

The assessment results in an accreditation/non-accreditation of educational activity at the University for the respective undergraduate or postgraduate study programme or course, or a comprehensive assessment of the respective undergraduate or postgraduate study programme or course with an extension of accreditation, or, in the process of comprehensive assessment of entire faculties, in an extension of accreditation and recommendations for quality improvements in the provision of activities under a study programme or at a faculty.

An amendment to Act No. 111/1998 Coll., on Universities, is currently pending, to the effect that if a study programme obtains an international accreditation (e.g., accreditation granted within EAEVE-organized accreditation); such accreditation will be recognized by the national Accreditation Board as a national accreditation.

1.4 Education and research quality assurance

Quality assurance of activities at the university comprises education, research, professional veterinary activities and other academic activities.

Quality assurance of education contains quality assurance in terms of admission of applicants, quality of the course and completion of study, curriculum, quality of training and teachers, quality of buildings and equipment, quality of provision of animals, biological material and other teaching materials for training purposes, library, literary and electronic sources for teaching purposes, quality



Training in diseases of bees

of postgraduate education, quality of continuing/lifelong education. Making provisions and arrangements for training is a part of the activities undertaken by every teacher at the University.

Research conducted by students is a part of quality assurance of both undergraduate and postgraduate education. Such research is conducted and its quality assured through the Internal Grant Agency of UVPS Brno, which enables students to carry out research in connection with their studies. Student research may be a part of broader research carried out under science and research projects of grant agencies. Student research takes part in particular in the process of work on theses (undergraduate study) or Ph.D. theses (graduate study).

Science and research quality assurance includes procuring quality research projects, project selection, research proper, researchers, research environment, including buildings and equipment, provisions for experiments on animals, biological and other materials, library, literary and electronic scientific sources, completion of research by creating recognizable output and quality output presented at conferences and published in science journals. The activities of every teacher at the University include science and research.

1.5 Student involvement in quality assurance system

The students are involved in the quality assurance system at the University.

At University level, under the Rector's management authority, a student representative sits on the Rector's Advisory Board, which addresses University management and reviews information assessing quality assurance and annual assessment of quality assurance based on the Annual Report on Activities.

Student representatives are on the Veterinary Training Board, which coordinates veterinary training at the

University and assesses quality assurance of veterinary training.

Students conduct the Student Training Quality Assessment in which they evaluate training activities in individual subjects on the curriculum and individual teachers.

Students have their representatives (1/3 of the total number of members) in the University's Academic Senate, which approves the annual assessment of quality assurance at the University in the Annual Report on Activities which contains an evaluation of the University's performance as well as a veterinary training quality assessment obtained through the System of Quality Evaluation of Veterinary Training, the Student Training Quality Assessment and the Teacher Evaluation.

Students have their representatives at faculty level in the assessment and evaluation of the quality of performance of the faculty, both in the Dean's Advisory Board and the faculty's Academic Senate (1/3 of the total number of members).

Students also make comments through student organizations working at the University, in particular IVSA, as well as other organizations.

1.6 Policy statement assurance

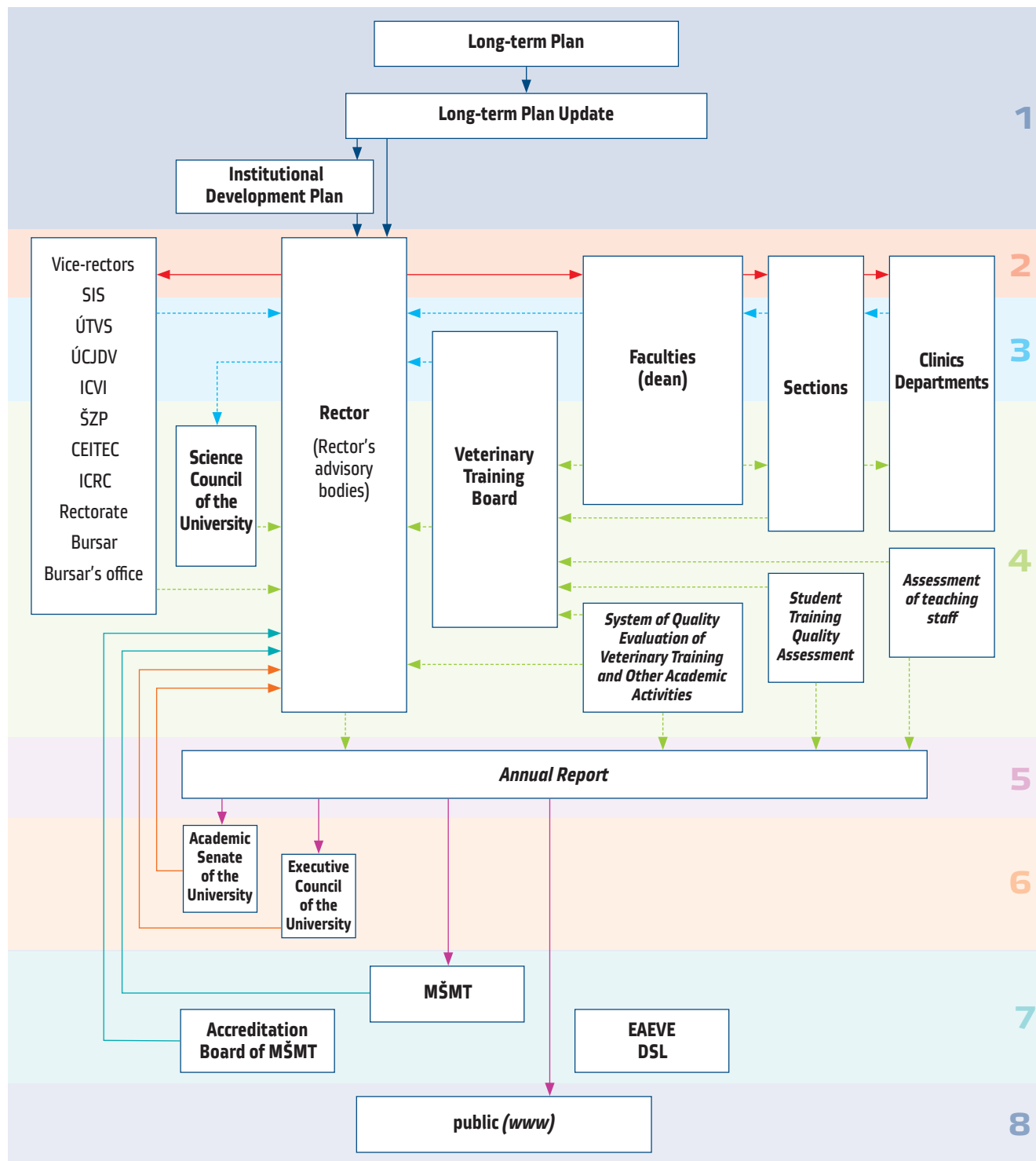
Monitoring and evaluation of the quality of the University's performance is a part of the performance quality assurance system at the University.

Monitoring of the quality of the University's performance is represented by a flow of information from departments and clinics to sections, and subsequently to faculty management (dean) and University management (Rector). It is further represented by a flow of information from units managed by the Rector and units managed by the Bursar to University management (Rector).

Evaluation of the quality of performance is represented by the processing and review of information in the course of the year at the level of section heads, faculty deans (Dean's Advisory Board, Science Council of the faculty, Academic Senate of the faculty), Veterinary Training Board, Rector of the University (University management, Rector's Advisory Board, Science Council of the University).

Evaluation of the quality of performance is represented by the elaboration of a comprehensive Annual Report on Activities evaluating the University's performance, including the System of Quality Evaluation of Veterinary Training, the Student Training Quality Assessment and the Teacher Evaluation. The Annual Report on Activities is reviewed and approved by the Executive Council of the University and the Academic Senate of the University, and subsequently reviewed and approved by the Ministry of Education, Youth and Physical Education.

1.7 Scheme AP 1: Policy statement assurance



Notes:

- 1 = definition of strategic goals, topical objectives and annual performance indicators,
- 2 = management of the attainment of plans, objectives and performance indicators and their quality,
- 3 = monitoring of performance and its quality,
- 4 = evaluation of performance and its quality,
- 5 = assessment of performance and its quality at the University,
- 6 = proposal of measures to improve quality of performance, if any,
- 7 = external quality evaluation and supranational evaluation of the University's performance,
- 8 = publication of a report assessing the University's performance.

- ŠZP = School Agricultural Farm
- SIS = Study and Information Centre
- ÚTVS = Department of Sports and Physical Education
- ÚCJDV = Department of Foreign Languages and History of Veterinary Medicine
- ICVI = Institute of Lifelong Learning and Informatics
- CEITEC = Central European Institute of Technology UVPS Brno
- ICRC = International Clinical Research Center UVPS Brno
- MŠMT = Ministry of Education, Youth and Physical Education
- EAEVE = European Association of Establishments for Veterinary Education
- DSL = Diploma Supplement Label

ASSESSMENT OF STUDENTS, POST-GRADUATE EDUCATION AND STUDENT WELFARE

2.1 Assessment of students – undergraduate education (AP 2)

The assessment of students in undergraduate study includes the definition of the system and rules of undergraduate study for students, quality assurance with regard to the admission of applicants, as well as the course of study, examination system, final state examinations and completion of study, and the curriculum and openness of veterinary training for foreign students.

2.1.1 System and rules of undergraduate study for students

The system and rules of undergraduate study for students are set forth in the Study and Examination Code of Undergraduate Study. The Code is drawn up by the Rector and reviewed by the University management and the Rector's Advisory Board, and approved at faculty level (Academic Senates of the faculties), and then approved by the Academic Senate of the University and registered with and approved by the Ministry of Education, Youth and Physical Education. The Study and Examination Code of Undergraduate Study contains rules for the admission of

applicants, course of study, supervision of compliance with study duties and examination during the term, awarding of credit at the end of the term and examination upon completion of the subject, and rules for completion of study and the final state examinations (examen rigorosum).

2.1.2 Applicants for study and admission

Applicants for study are admitted for veterinary study at UVPS Brno by way of an admission procedure. The applicant must submit the application for study by the end of February (or mid-March, as the case may be). If interested in studying veterinary medicine, the applicant applies to the Faculty of Veterinary medicine (FVM), if interested in veterinary food hygiene and food animals, to the Faculty of Veterinary Hygiene and Ecology (FVHE).

In the admission procedure, the following is taken into consideration: secondary school record (average annual grades in the last four years of secondary school, and/or average grade achieved in the school-leaving examination), knowledge of biology and chemistry ascertained by a written test administered during the admission procedure at the University (applicants take the tests on the scheduled



Applicants during entrance examination in the lecture room

day of the admission procedure, and the tests are graded anonymously, under an assigned code number), and a demonstrable interest in and other qualifications for the study (to be demonstrated for instance by a specialized publication in biology or chemistry, completion of a higher-level language examination in English or another language and demonstration of a certificate, etc.).

The following system is set up for the admission procedure: a chairman/chairwoman and supervisors to oversee the written tests, a board to perform anonymous marking of the written tests and a board to summarize the outcome of the admission procedure are appointed.

The faculties set up a scoring system, which is approved by the faculty's Academic Senate and published (on its webpage). The system allocates points for secondary school results, for biology and chemistry knowledge, demonstrated interest and other prerequisites, where applicable (language examinations, publications, contests and competitions at secondary school level, for instance, in biology, etc.).

The faculties have a system in place for the English study programme as well. It is approved by the faculty's Academic Senate and published (on its webpage). The system is used to allocate points for biology and chemistry knowledge.

The scores for each study programme and for the Czech study programme and the English study programme separately are added up and the applicants ranked according to the scores achieved. Every faculty admits applicants with the highest scores up to the level corresponding to the prescribed intake number. This obligation stems from the law. As the number of applicants is 3.93 times higher than the number of students the University is able to admit, the best applicants are accepted in both tracks of study.

The number of applicants that can be admitted for study and that would be financed by the state is set by the Ministry of Education, Youth and Physical Education. This number (*numerus clausus*) comprises applicants from the Czech Republic and applicants from the Slovak Republic (pursuant to international treaties) taught in Czech. The number is set on the basis of a calculation made by the Ministry of Education, Youth and Physical Education, which is based on a complex calculation for the determination of the number of funded students at universities in the Czech Republic, designed to reflect the number of students at the University, the Ministry of Education, Youth and Physical Education's plan of reducing the number of students at universities in recent years, and the performance indicators of the university set by the Ministry of Education, Youth and Physical Education.

2.1.3 Course of study

An applicant who meets the conditions of the admission procedure and enrolls becomes a student at the University. The standard study programme is 6 years with every year



Self-directed study at the University Library

divided into two terms (winter and summer). The course of study follows a recommended programme of study (curriculum) comprising a set of subjects to be studied in each year of study (compulsory, compulsory-elective, elective), with a prescribed number of direct courses and number of credits. At the beginning of every study year, the students register for courses falling into the respective year according to the curriculum, so they earn the requisite number of credits required to progress to the subsequent year.

The Recommended Study Plan is designed in such a way that the student earns 60 credits in every study year. However, the conditions of the credit study system are set up in such a way that the student does not have to earn all 60 credits for the respective year of study but may earn a lower number of credits as indicated in the Study and Examination Code:

in the 1st year of study in order to pass to the 2nd year	46+ credits	60 credits as a standard
in the 2nd year of study in order to pass to the 3rd year	100+ credits	120 credits as a standard
in the 3rd year of study in order to pass to the 4th year	150+ credits	180 credits as a standard
in the 4th year of study in order to pass to the 5th year	200+ credits	240 credits as a standard
in the 5th year of study in order to pass to the 6th year	250+ credits	300 credits as a standard

The student attending the 1st through 5th year of the programme in accordance with the Recommended Study Plan will earn a total of 300 credits at the end of the 5th year under standard circumstances. If the student fails to pass any exams pursuant to the Recommended Study Plan but has a sufficient number of credits to progress to the following year of study, he/she generally studies a year longer, i.e., takes 6 years to complete the 1st through 5th years of courses.

To progress to the last, 6th year of study, pursuant to the Recommended Study Plan, the student must comply with all the requirements prescribed by the Recommended Study Plan with respect to the 1st through 5th years of study, i.e., the student must attend and complete all the compulsory subjects (compulsory subjects of the core curriculum and compulsory subjects in the differentiation track), as well as a minimum of four of the compulsory-elective subjects, practical work at the University's clinics, compulsory extramural practice in veterinary laboratory diagnostics, and practical work at an abattoir, earning a minimum of 300 credits in the 1st through 5th years of study as a result.

In the 6th year, students attend training modules and sit for the individual final state examinations (where, depend-



Students taking a written test

ing on the choice of compulsory-elective courses, the student may earn 60 or more credits). Having passed the final state examinations, the student thus completes his/her studies with 360 or more credits for the entire course of study.

2.1.4 Examination system

The examination of students in individual courses of study is governed by the Study and Examination Code of the University.

Examinations take part during the teaching process, at the end of the term when credits are awarded, and upon completion of the subject.

2.1.4.1 Examination during the course progress

Examination during the teaching process takes place in certain courses (based on the examination tradition), and is announced at the beginning of the term as part of the study of that course and as part of the terms for successful completion of the subject (for instance, such ongoing examination takes place in anatomy). The student is examined by the teacher during practical training. Credit award at the end of the term is based on a success in small examinations during the term.

2.1.4.2 Examination at the end of the term when credits are awarded

Every course is finalized by credit award at the end of the term. Credit awarding of the course is indicated in the curriculum and announced at the beginning of the term as part of the course as well as a condition for successful completion of study of that subject. Requirements applicable to the credit are published with regard to every course at the beginning of every term. The credit is awarded to the student by the teacher who conducts practical training or a teacher designated by the director of studies. The credit is generally awarded in the last week of the term. The student may sit for the credit repeatedly.

2.1.4.3 Examination when a subject is completed by an examination

The purpose of the examination is to ascertain whether the student has theoretical knowledge, practical training experience and skills to the extent and in the form stipulated for every subject of study. Examinations are taken in the form determined by the director of studies (written test, theoretical examination, practical examination in a laboratory, autopsy room, at a clinic, practical examination of skills, etc.) and may consist of several parts (in practical training courses, they usually consist of theoretical and practical training parts). The student is examined by the director of studies or by other specialists authorized to examine by the Dean. An examination may only be taken three times. Examinations are usually held in the examination period, which generally lasts for five weeks after course end in the winter term, and five weeks after course end in the summer term.

One month before the beginning of the examination period, the examiner announces examination dates (the number of students per examination date is limited). The student registers for the date chosen. At an oral examination, the student is assigned questions and is entitled to approx. 15 minutes of preparation time; the oral examination proper should not exceed 30 minutes. The result is graded as follows:

Excellent	A	1
Very good	B	1.5
Good	C	2
Satisfactory	D	2.5
Sufficient	E	3
Fail	FX	4
Fail	F	4

The result of a successfully passed examination is entered into the student's credit book and into records kept by the faculty.

The student must complete all examinations for the respective year before registering for the following year



Graduates in front of the auditorium

of study. The registration date is set by the Dean and usually falls on the beginning of the winter term (the month of September).

For the student to pass to the following year of study, he/she must earn the requisite number of credits stipulated by the Study and Examination Code. No prerequisites are stipulated, i.e., that a particular examination be passed as a condition of registration for another year of study, or registration for another subject on the curriculum.

2.1.5 Completion of study and final state examination

To complete his/her studies successfully, the student must comply with all the requirements prescribed by the Recommended Study Plan with respect to the 1st through 5th years of study, i.e., the student must attend and complete all the compulsory courses (compulsory courses of the core curriculum and compulsory subjects in the differentiation track), as well as a minimum of four of the compulsory-elective subjects, practical work at the University's clinics, compulsory extramural practice in veterinary laboratory diagnostics, practical work at an abattoir and training modules, and pass the respective individual final state examination.

The student sits for the final state examination in front of an examination board numbering a minimum of three

members. Only professors, associate professors and specialists approved by the Science Council are authorized to examine. The state examination consists of individual state examinations and every individual examination may consist of an oral and a practical part. The individual state examinations are held on days stipulated by the Dean of the Faculty.

At the individual state examination, the student is assigned questions and given 30 minutes to prepare. The result of the individual state examination is graded as follows:

Excellent	A	1
Very good	B	1.5
Good	C	2
Satisfactory	D	2.5
Sufficient	E	3
Fail	FX	4
Fail	F	4

The overall result of the state examination is an arithmetic average of the grades given in the individual state examinations, as follows:

average grade 1.00 – 1.30	Excellent	A
average grade 1.31 – 1.50	Very good	B
average grade 1.51 – 2.30	Good	C
average grade 2.31 – 2.50	Satisfactory	D
average grade 2.51 – 3.00	Sufficient	E

If a student fails any *examen rigorosum*, the Dean will permit a retake at the student's request. An individual state examination can only be repeated once. If the student fails even the retake or fails to pass all the individual state examinations within 24 months from the date of the first individual state examination, his/her study is terminated as unsuccessful (fail – F).

Under the law, when the student passes the last final state examination, he/she ceases to be a student and becomes a veterinary study graduate. The University awards him/her a veterinary surgeon diploma at the graduation ceremony.

2.1.6 Integration of training

Veterinary training is conducted in an integrated fashion at the entire University. The Faculty of Veterinary Medicine and its sections, clinics and departments provide clinical teaching and the teaching of basic sciences according to the focus of the individual departments to both tracks of veterinary training. The Faculty of Veterinary Hygiene and Ecology and its sections and departments provide teaching in the fields of hygiene, animal husbandry and animal production, the teaching of certain basic sciences according to the focus of the individual departments, as well as the teaching of basic subjects for both tracks of veterinary training. The Rectorate and its departments procure the teaching of foreign languages, ethics and history of veterinary medicine as well as sports activities on the curriculum.

2.1.7 Student numbers and openness of veterinary training for foreign students

Veterinary training at the University is open to foreign students. Students from the Czech and Slovak Republics as well as students from other EU member states who speak Czech study in Czech language. Courses are also offered in English to students who do not speak Czech; such students must pay for their studies.

The total number of foreign students is around 23% of the total number of students. Students studying in English constitute approx. 11% of the total number of students.

The table below shows the numbers of applicants, students and graduates in 2012 and 2011.

Table 1a: Number of students applying

	2012			2011		
	Czech	English	total	Czech	English	total
No. of students applying	1,364	111	1,475	1,373	91	1,464
No. of students admitted	283	51	334	348	43	391

Note: The number of students applying for the English study programme was 7.53% (2012), 6.22% (2011), the number of students admitted into the English study programme was 15.27% (2012), 11.00% (2011).

Table 1b: Number of students

	2012			2011		
	Czech	English	total	Czech	English	total
No. of students	1,367	177	1,544	1,408	148	1,556

Note: The number of students in the English study programme was 11.46 % (2012), 9.51% (2011).

Table 1c: Number of graduates

	2012			2011		
	Czech	English	total	Czech	English	total
No. of graduates	191	11	202	184	8	192

Note: The number of graduates in the English study programme was 5.45 % (2012), 4.14% (2011)

2.1.8 Assessment of students – undergraduate education

The terms of assessment of applicants, assessment of students during their studies and examinations, assessment at the final state examination and terms of completion of study and award of the MVDr. degree are set in the Study and Examination Code.

In the process of admission of applicants, more detailed terms of the admission procedure (proposed by the Dean and approved by the Academic Senate of the Faculty) are set in addition to the rules provided for in the Study and Examination Code; such detailed terms are defined no later than 6 months prior to the admission procedure, and are published on the web pages of the University. The admission procedure is overseen by admission boards (appointed by the Dean). In the admission procedure, applicants are assessed in terms of their secondary school record, biology and chemistry knowledge and other prerequisites to study. The admission procedure is overseen by admission boards (appointed by the Dean).

As regards the course of study, in addition to the rules defined in the Study and Examination Code, more detailed conditions are set forth with regard to the course of study, such as the beginning of the year, definition of the examination period, etc. In the course of study, the student earns the number of credits required to progress to the following year of study, meets obligations stemming from the curriculum, i.e., by passing a certain number of compulsory-elective examinations, etc. The student is obliged to come to the Dean's Office to register for a further year of study. When registering the student for the following year of study, the Dean's Office checks whether obligations for the respective year of study have been satisfied.

In addition to the rules defined in the Study and Examination Code, there are terms applicable to the testing of students' knowledge, which are supplemented at the beginning of the year or at the beginning of the term for the



Students before graduation ceremony under Ardo the horse, a symbol of the University of Veterinary and Pharmaceutical Sciences Brno

subject in question by the teacher, approved by the head of the clinic or department, clinic director, and published at the department or clinic concerned. This includes for instance information concerning the content of the course, detailed information about the progress of training during the term, names of teachers teaching the course, consulting hours, recommended literature, etc. Students' knowledge acquired in the course of their studies are tested by examinations during training (e.g., the conclusion of a certain part of training in anatomy), examination at the end of the term when credit is granted for completion of a term of training, and examination in courses ending with an examination. Such testing of students' knowledge is done by the designated teacher, and may be oral, written, in the form of a test, computer-aided test, practical test, etc.).

As regards final state examinations, in addition to rules set in the Study and Examination Code, there are also more specific terms stipulated by the Dean and published before the date of the final state examinations. These include for instance the exact examination date, composition of the examination board, etc. Students pass their individual final state examinations before boards appointed by the dean. The Dean's Office of the respective faculty ascertains whether all the individual final state examinations have been passed.

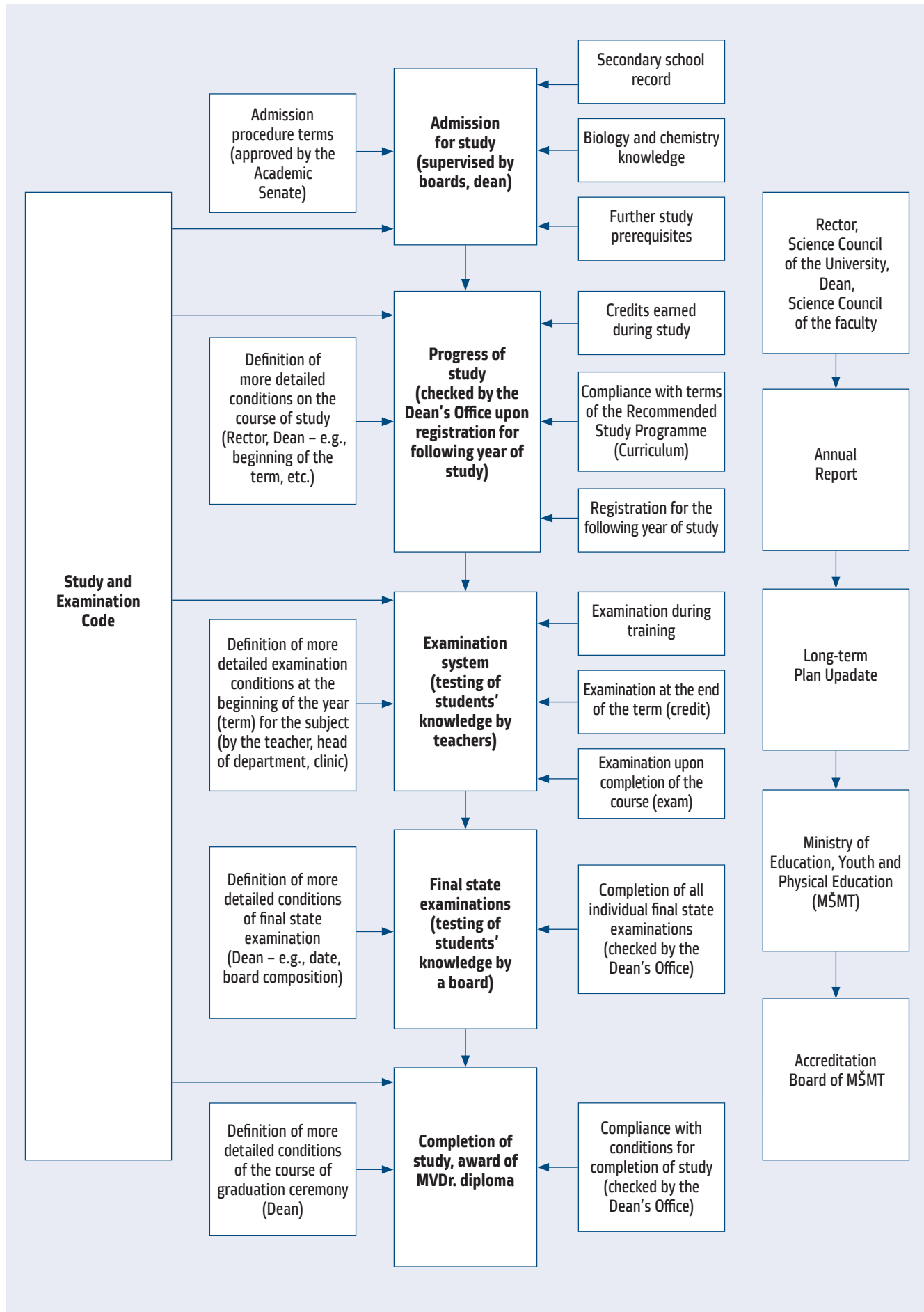
The terms applicable to completion of study are stipulated in the Study and Examination Code. The Dean's Office ascertains whether all conditions have been met. The re-

sults of the individual final state examinations are added up in order to determine the overall result of the final state examination (*examen rigorosum*). Upon completion, the University awards the student a veterinary surgeon diploma and the MVDr. degree at the graduation ceremony. The course of the graduation ceremony is detailed in terms stipulated by the Dean of the Faculty.

Student assessment is a part of the undergraduate study assessment conducted, pursuant to the dean's (vice-dean's) report, by the Science Council of the Faculty, which may adopt measures if any shortcomings are found. Study is further assessed by Dean of the Faculty (and respective vice-dean) who may adopt measures if any shortcomings are found. Study is further assessed by the Rector (at the level of University management and Rector's Advisory Board) and the Science Council of the University. Assessment of students in undergraduate study programmes (e.g., success in their studies, etc.) is a part of the University's Annual Report on Activities (approved by the University's Science Council, Executive Council and Academic Senate, as well as the Ministry of Education, Youth and Physical Education). Any comments are incorporated into the Long-term Plan Update (approved by the University's Science Council, Executive Council and Academic Senate, as well as the Ministry of Education, Youth and Physical Education).

External supervision of undergraduate study is performed by the Accreditation Board of the Ministry of Education, Youth and Physical Education.

2.1.9 Scheme AP 2: Assessment of students – undergraduate education





Doctoral students in a laboratory

2.2 Assessment of post-graduate education – academic track (AP 3)

2.2.1 System of study

The system and rules of postgraduate study – academic track for students are stipulated in the Study and Examination Code of Doctoral Study Programmes. The Code is drawn up by the Rector and reviewed by the University management and the Rector's Advisory Board, and approved at faculty level (Academic Senates of the faculties), and then approved by the Academic Senate of the University and registered with and approved by the Ministry of Education, Youth and Physical Education. The Study and Examination Code of Doctoral Study Programmes contains rules for the admission of applicants, progress of study, supervision of compliance with study duties and examination during study, and rules for completion of study, Ph.D. thesis defense and final doctoral examination.

2.2.2 Applicants and admission for study

Applicants for study are admitted by way of an admission procedure. The Dean of the faculty makes a public announcement of the admission procedure listing the courses, terms of admission, deadline for applications, documentation required and other information, if any. The applicant submits an application for study.

The applicant is invited for the admission procedure. The Dean appoints an admission board (upon a proposal made by the Course Review Board). During the admission interview, the board assesses the applicant's professional competences and prerequisites for creative scientific work. The board takes a vote and recommends to the Dean that the applicant be or not be admitted for study. The Dean decides on admission for study.

The number of applicants that can be admitted for study and that would be financed by the state is set by the Ministry of Education, Youth and Physical Education. This number (*numerus clausus*) comprises applicants from the Czech Republic and applicants from the Slovak Republic (pursuant to international treaties) and other EU member states who are taught in Czech. The number is set on the basis of a calculation made by the Ministry of Education, Youth and Physical Education, which is based on a calculation made to determine the number of funded students at universities in the Czech Republic, designed to reflect the number of students at the University, the Ministry of Education, Youth and Physical Education's plan of reducing the number of students at universities in recent years, and the performance indicators of the university set by the Ministry of Education, Youth and Physical Education.

The University may admit an applicant for study in English if the applicant so requests, however, the applicant must pay for such study.

2.2.3 Progress of study

An applicant who met the terms of the admission proceeding and enrolled for study becomes a student at the University. The standard time of study is four years with each year being divided into two terms (winter and summer).

2.2.3.1 Curriculum

The study follows a programme of study (curriculum) consisting of a training part and a research part. The training part consists of a set of courses to be studied (compulsory, compulsory-elective, elective), with a prescribed number of credits. The research part involves work on a specific research task and work on a Ph.D. thesis. The study may include teaching with a maximum teaching load of 120 hours per the entire course of study. The curriculum is compiled by the Course Review Board and approved by the Science Council of the faculty.

The curriculum is designed in such a way that the student is to earn 60 credits in every study year. However, the conditions of the credit study system are set up in such a way that the student does not have to earn all 60 credits for the respective year of study but may earn a lower number of credits as indicated in the Study and Examination Code:

in the 1st year of study in order to pass to the 2nd year	45+ credits	60 credits as a standard
in the 2nd year of study in order to pass to the 3rd year	100+ credits	120 credits as a standard
in the 3rd year of study in order to pass to the 4th year	150+ credits	180 credits as a standard
in the 4th year of study in order to pass to the 5th year	200+ credits	240 credits as a standard
in the 5th year of study in order to pass to the 6th year	250+ credits	300 credits as a standard

Credits are earned for examinations passed, credits, publication and other activities in accordance with the curriculum for the course.

2.2.3.2 Course Review Board

The study is organized by the Course Review Board composed of teachers and leading experts in the field. Its members are approved by the Science Council of the faculty and appointed by the Dean. The Course Review Board approves the topic of the student's Ph.D. thesis. The Course Review Board proposes the supervisor to supervise the student to the Dean, and assesses the progress of the student's study and the satisfaction of study duties. It also elaborates a summary report on the course of study in the field.

2.2.3.3 Supervisor

In the course of study, the student is under the professional direction of a supervisor appointed by the Dean upon a proposal made by the Course Review Board. The supervisor supervises compliance with study duties and individual study plan on the student's part. The supervisor makes an annual assessment of the student. The supervisor is assessed by the Course Review Board.

2.2.3.4 Individual plan of study

The student studies in accordance with an individual plan of study compiled in collaboration with the supervisor. The plan of study so compiled must be in compliance with the curriculum. At the beginning of each year, the student comes to the Dean's Office to register for study in the respective year. The student enrolls in courses in accordance with the curriculum for that year and takes on further duties so as to earn, by the end of that year, the number of credits required to progress to a further year of study.



Doctoral programme student at the Avian and Exotic Animal Clinic

2.2.4 Examination system

Examination of students in individual subjects studied is governed by the Study and Examination Code of Doctoral Study Programmes. Examinations strive to assess the student's ability to use the knowledge gained in his/her own scientific and research endeavours and in work on his/her Ph.D. thesis. The examiner is appointed by the Dean. The

examination result is graded as pass/fail. The examination may be retaken twice, the second retake is taken before a board appointed by the dean.

2.2.5 Completion of study, Ph.D. thesis and state doctoral examination

Successful completion of study is conditioned on the satisfaction of all duties stipulated by the Study and Examination Code of Doctoral Study Programmes. Study in a doctoral study programme is completed by a Ph.D. thesis and a state doctoral examination.

2.2.5.1 Ph.D. thesis examination

The Ph.D. thesis is the outcome of work on a specific scientific and research task. It must contain original scientific results. Ph.D. thesis examination is conditioned on the student's authorship or co-authorship of at least one publication in a science journal with an impact factor. The examination takes place in front of an examining committee. The Ph.D. thesis examining committee is appointed by the Dean upon a proposal made by the Course Review Board. The Committee has a minimum of five members, and at least two members must come from outside the University. Ph.D. thesis reviewers are appointed by the Dean upon a proposal made by the Course Review Board. The Course Review Board drafts an assessment of the student's Ph.D. thesis. The examination of the Ph.D. thesis is public and is conducted as a scientific debate between the students and the examining committee. After the debate ends, the examining committee takes a confidential vote in a non-public session and decides on the result of the examination. Ph.D. thesis examination can be held only one more time after a re-draft of the Ph.D. thesis.

2.2.5.2 State doctoral examination

The state doctoral examination is held in front of a Committee appointed by the Dean upon a proposal made by the Course Review Board. The Committee has a minimum of three members, and at least one member must come from outside the University. The Course Review Board drafts an assessment of the student's Ph.D. thesis and an assessment of the student for the purposes of the student's state doctoral examination. The student demonstrates his/her knowledge in the field chosen through the state doctoral examination. The state doctoral exami-

nation result is graded as pass/fail. Only one retake of the state doctoral examination is permitted.

2.2.5.3 Award of Ph.D. degree

Graduates who successfully defended their Ph.D. thesis and passed the state doctoral examinations are awarded a university diploma and a Ph.D. degree, generally at a meeting of the Science Council of the faculty.

2.2.6 Doctoral study programme courses

Doctoral study programme courses accredited by the Ministry of Education, Youth and Physical Education following a reorganization of courses and extension of accreditation pursuant to an assessment of the doctoral study made by the Accreditation Board in 2013 are the following:

Anatomy, Histology and Embryology,
Physiology and Pharmacology,
Genetics and Animal Breeding,
Pathological Morphology and Parasitology,
Infectious Diseases, Microbiology and Immunology,
Dogs and Cats Diseases,
Avian, Reptile and Small Mammal Diseases,
Equine Diseases,
Ruminant and Swine Diseases,

Nutrition, Dietetics of Food Animals and Vegetable Foodstuff Hygiene,
Food Hygiene and Technology,
Veterinary Public Health and Animal Protection,
Veterinary Toxicology and Food Toxicology,
Veterinary Biochemistry, Chemistry and Biophysics,
Veterinary Ecology,
Diseases of Wildlife and Zoo-kept Animals.

2.2.7 Number of students enrolled in doctoral study programmes

Number of students enrolled in doctoral study programmes and their publication results are provided in the table below.

2.2.8 Assessment of post-graduate education – academic track

The rules of postgraduate study – academic track – are stipulated in the Study and Examination Code of Doctoral Study Programmes, more detailed conditions (e.g., date of admission procedure) are stipulated by the Dean of the Faculty.

Table 2: Number of students

Year	Study programme	No. of students enrolled	No. of graduates	Average No. of IF publications per graduate	Average IF earned per student
2012	Ph.D.	44	17	3.71	2.47
2011	Ph.D.	38	32	5.74	3.98

Applicants are admitted by way of an admission procedure wherein the admission board assesses the student's professional competences and prerequisites for creative scientific work and the Dean decides on the applicant's admission for study.

In the course of study, the student complies with the terms of the study programme of the course concerned (studies the prescribed subjects, conducts research on the topic assigned, may take part in teaching) in accordance with an individual plan of study, and earns credits. In the course of study, the student sits for the respective examinations upon completion of subjects, with the teacher responsible for the subject studied testing the student's knowledge in that subject. The course of study is supervised by the supervisor and the Course Review Board. At the beginning of every year, the student registers for a further year of study, satisfaction of conditions applicable to the previous year of study is checked by the Department of Student Affairs of the Dean's Office.

At the end of study, the student must have fulfilled all the duties under the individual plan of study and passed all the prescribed examinations (and publications in science journals with impact factor); satisfaction of such conditions is checked by the Department of Student Affairs of the Dean's Office. The study ends by the Ph.D. thesis and a state doctoral examination, the course of which is stipulated in the Study and Examination Code of Doctoral Study Programmes; more detailed conditions (e.g., board composition) are stipulated by the dean. The Ph.D. thesis is assessed by reviewers, the examination by the Committee appointed for that purpose. The state doctoral examination is conducted in front of a Committee.

Upon the satisfaction of all duties set forth in the student's individual examination plan and a successful examination of the Ph.D. thesis and passing of the state doctoral examination, a Ph.D. degree is conferred on the graduate.

The doctoral study programme is supervised by the Course Review Board for the respective field, which assesses doctoral students in that field, and which may adopt measures to correct any shortcomings found. The Course Review Boards are supervised by the Science Council of the Faculty, which assesses the course of study in Course Review Boards and which may adopt measures to rectify any shortcomings found. The study is further assessed by the Dean of Faculty (and the respective faculty vice-dean) who may adopt measures to remedy any shortcomings found. The study is also assessed by the Rector (at the level of University management and Rector's Board of Advisors) and the University's Science Council. Assessment of study in doctoral study programmes is also made in the University's Annual Report on Activities (approved by the University's Science Council, Executive Council

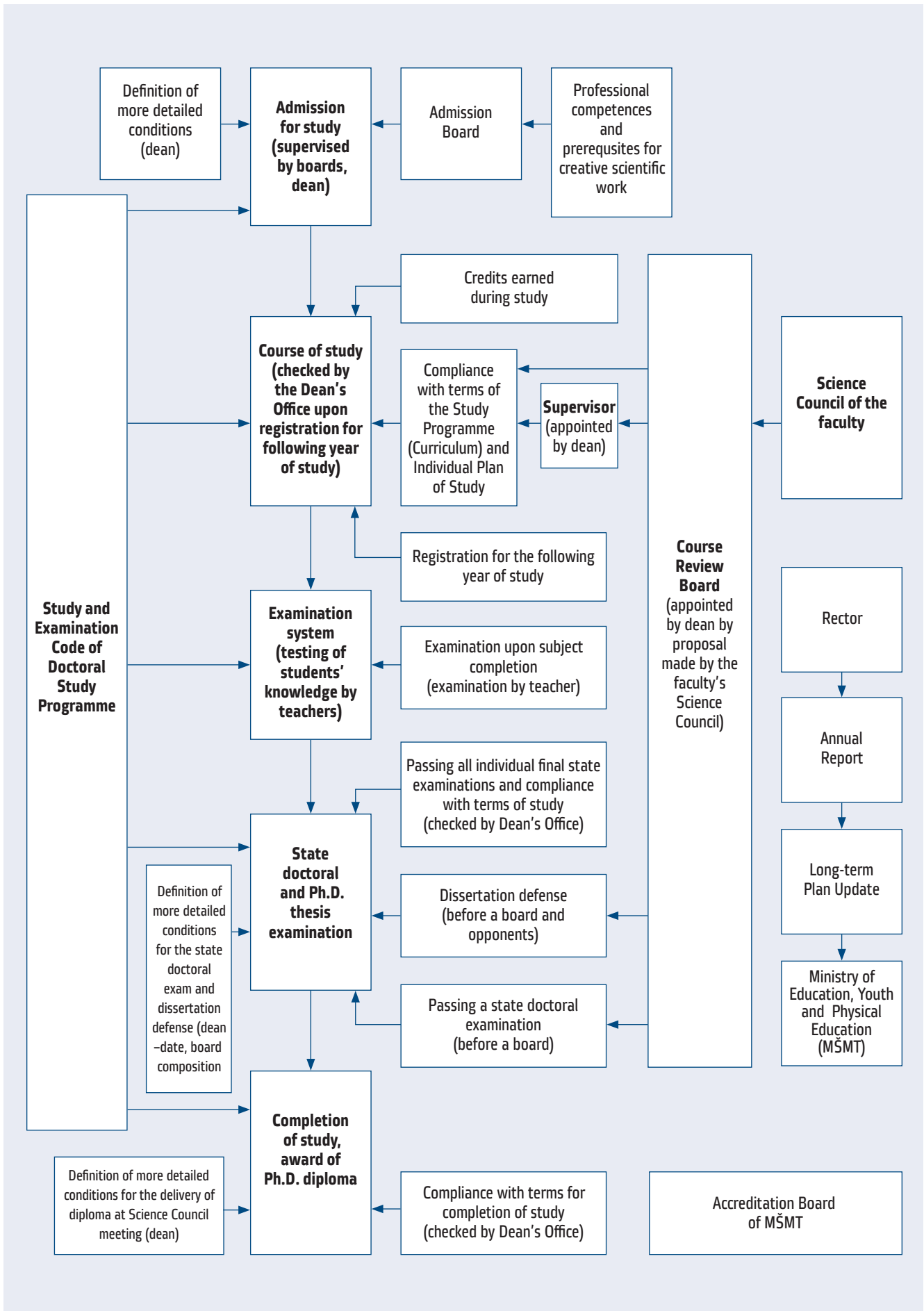


Graduation ceremony of doctoral programme students

and Academic Senate, and by the Ministry of Education, Youth and Physical Education). Any comments are incorporated into the Long-term Plan Update (approved by the University's Science Council, Executive Council and Academic Senate, and by the Ministry of Education, Youth and Physical Education).

Outside quality assessment of postgraduate science training with a Ph.D. awarded upon completion is performed by the Accreditation Board of the Ministry of Education, Youth and Physical Education. Quality assessment is performed when an application for accreditation or re-accreditation of the course is submitted, generally once in every four to eight years (the features assessed include for instance the focus of the course, expert and teacher staffing of the course, staffing in terms of supervisors and director of studies, scientific standard and publication, the ability to obtain funding for postgraduate studies, numbers of students on the course). A further outside quality assessment is performed in the process of comprehensive assessment of postgraduate science training with a Ph.D. awarded upon completion; the assessment includes the assessment of the quality of individual student dissertations in terms of form and content, scientific and research activities and publications of the Course Review Board members, supervisors and directors of studies, documentation pertaining to the programme. The assessment is performed *in situ* by an expert team designated by the Accreditation Board, and includes interviews with representatives of individual subject fields and students. The final report resulting from the comprehensive quality assessment of postgraduate training is reviewed and discussed by the Accreditation Board and depending on the position of the Accreditation Board, the University gains the authorization to offer the Ph.D. postgraduate programme in the respective subject fields for the respective time period (8 or 4 years).

2.2.9 Scheme AP 3a: Assessment of post-graduate education – academic track



2.3 Assessment of post-graduate education – professional track (AP 3)

The University of Veterinary and Pharmaceutical Sciences Brno offers postgraduate specialty training for veterinarians at both national and international levels.

2.3.1 Professional specialisation – national track

The University of Veterinary and Pharmaceutical Sciences Brno organizes post-graduate training for state veterinarians pursuant to Act No. 166/1999 Coll., on Veterinary Care (board certifications of the first degree for state veterinarians and board certifications of the second degree for state veterinarians). The board certification process ends with a thorough testing of knowledge and a certificate pursuant to which the board certification programme graduates are authorized to manage veterinary activities in the state veterinary administration (this is usually associated with a pay rise). The programmes are conducted pursuant to an agreement between the University of Veterinary and Pharmaceutical Sciences Brno and the State Veterinary Administration of the Czech Republic. The terms governing board-certified training are stipulated by the Act on Veterinary Case, as well as terms and conditions of board-certified training agreed on by the University and the State Veterinary Administration of the Czech Republic.

Table 3a: Number of veterinarians in postgraduate specialization training

National specialization	No. of specialists on staff	No. of trainees		Success rate	
		2012	2011	2012	2011
Board certification 1st degree	53	39	67	28	41
Board certification 2nd degree	27	11	9	11	12

Specialization training of state veterinarians is conducted at two levels.

Board certification training of the 1st degree represents specialization training upon the completion of which the veterinarian is authorized to work independently for bodies of veterinary administration (State Veterinary Administration of the Czech Republic, Regional Veterinary Administrations). Veterinarians are admitted for study upon recommendation from their employer, i.e., a body of veterinary administration for which they work. The study is structured into weekly modules of direct training with a focus on public veterinary medicine, food hygiene and laboratory diagnostics in food hygiene, on epizootology and laboratory diagnostics in epizootology. In the course of their studies, veterinarians acquire further knowledge in practice in the pursuit of their work at bodies of veterinary administration. The enrolled veterinary surgeons are obliged to attend classes. The course generally takes 1 year. At the end of their study, veterinarians assess



Postgraduate education of state veterinary surgeons

the standard of provisions made for training by means of a questionnaire. At the end of the course, the veterinarian takes examination in front of an examination board. The board is appointed by the central director of the State Veterinary Administration of the Czech Republic and is composed of specialists on the University's staff and specialists from the State Veterinary Administration of the

Czech Republic. The board votes on the result of the examination and awards a pass/fail grade. A protocol is drawn up on the course of the final examination. When the veterinarian successfully passes the board examination of the 1st degree, a board certification of the 1st degree is issued to him/her. A veterinarian who fails the board examination may request a retake, to be held no sooner than three months after the first attempt; only one retake of the examination is permitted.

Board certification training of the 2nd degree represents specialization training upon the completion of which the veterinarian is authorized to manage units within bodies of veterinary administration (State Veterinary Administration of the Czech Republic, Regional Veterinary Administrations). Veterinarians are admitted for study upon recommendation from their employer, i.e., a body of veterinary administration for which they work. The study is structured into weekly modules of direct training with a focus on the specialization chosen, i.e., food hy-



A veterinary surgeon taking his boards

giene, epizootology, ecology, laboratory diagnostics. The training process includes the elaboration of a written specialty thesis in the specialty field chosen, structured as is customary for experimental treatises or assessments. The veterinarian is supervised by a supervisor while working on the thesis. In the course of their studies, veterinarians acquire further knowledge in practice in the pursuit of their work at bodies of veterinary administration. The enrolled veterinarians are obliged to attend classes. The course generally takes over 1 year. At the end of their study, veterinarians assess the standard of provisions made for training by means of a questionnaire. At the end of the course, the veterinarian takes boards before an examination board. The examination includes the discussion over the specialty thesis. The board is appointed by the central director of the State Veterinary Administration of the Czech Republic and is composed of specialists on the University's staff and specialists from the State Veterinary Administration of the Czech Republic. The board votes on the result of the examination and awards a pass/fail grade. A protocol is drawn up on the course of the final examination. When the veterinarian successfully passes the board examination of the 2nd degree, a board certification of the 2nd degree is issued to him/her. A veterinarian who fails the board

examination may request a retake, to be held no sooner than three months after the first attempt; only one retake of the examination is permitted.

The University does not organize specialty training for private veterinarians. Organization of such training depends on the interest on the part of the Chamber of Veterinary Surgeons of the Czech Republic and support afforded to such training by the bodies of the Chamber of Veterinary Surgeons of the Czech Republic. The University has been recommending for an extended period of time that such specialty training programme for clinical veterinarian should be established. Upon completion of such specialty training, a certificate of specialization in private veterinary practice could be issued (e.g., canine diseases, feline diseases, avian diseases, equine diseases, swine diseases, ruminant diseases, etc.). Such post-graduate training programme could be based on the act on the Act on the Chamber of Veterinary Surgeons of the Czech Republic.

2.3.2 Professional specialisation – international track

The University may offer specialty training organized by European Board of Veterinary Specialization (EBVS).

There are 9 teachers at the University with European specialty clinical training (ECEIM 2x, ECBVHM 3x, ECZM 2x, EVPC 1x, ECVS 1x, ECVP 1x, ECVPH 1x).

The University may take part in European veterinary specialty training leading to European clinical specialization.

As regards admission of residents from other European institutions for residencies at the University's clinics under collaboration in the area of European specialty training, the University may offer training to residents in the following specializations: ECEIM (European College of Equine Internal Medicine), ECVS (European College of Veterinary Surgery) ECVPH (European College of Veterinary Public Health), EVPC (European Veterinary Parasitology College), ECZM (European College of Zoological Medicine). There is currently one resident at the University in the European specialty clinical training programme in surgery (specialty training leading to ECVS degree).

As regards European specialty training with own residents doing residency at the University's clinics, the University can offer residency training in the following specializations: ECEIM (European College of Equine Internal Medicine), ECVS (European College of Veterinary Surgery).

Students are admitted in accordance with EBVS rules applicable to the College. They are admitted pursuant to a selection procedure conducted by the institution authorized to train European specialists. The veterinary surgeon may apply for European specialization upon completion of a 1-year internship. Training is conducted in collaboration with other European institutions offering training organized by European Board of Veterinary Specialization (EBVS) at the respective College.

Residencies may be full-time or extramural. Full-time residency takes place at the authorized facility under the direction of a diplomate for a period of three to four years. Extramural residency takes seven years. During the residency, the resident works with patients in the field for which he/she assumes responsibility over time, under the supervision of the diplomate. The resident takes part in regular educational programmes at the facility, is obliged to present the results of his/her work actively at an international conference and to publish two scientific publications in a journal with an impact factor. The resident is further obliged to make clinical rounds in various fields at other facilities under the supervision of other specialists. At the end of the specialty training, the resident takes an international specialty examination organized by the College in question. The examination consists of four parts (general test, clinical test, essay, cases). The degree of Diplomate for the specialization concerned is conferred on the resident following a successful examination, and he/she may become a supervisor.

Table 3b: Number of veterinary surgeons in specialty training organized by the University

Degree	No. of diplomates on staff	Internship		Residents		Success rate	
		2012	2011	2012	2011	2012	2011
ECEIM	2	0	0	0	0	0	0
ECVS	1	0	0	1	0	0	0

2.3.3. Assessment of post-graduate education – professional track

Postgraduate professional specialization training of veterinarians at national level for state veterinary surgeons (board certification training of the 1st degree and board certification training of the 2nd degree) is regulated by the Act on Veterinary Care and rules agreed on by the University and the State Veterinary Administration.

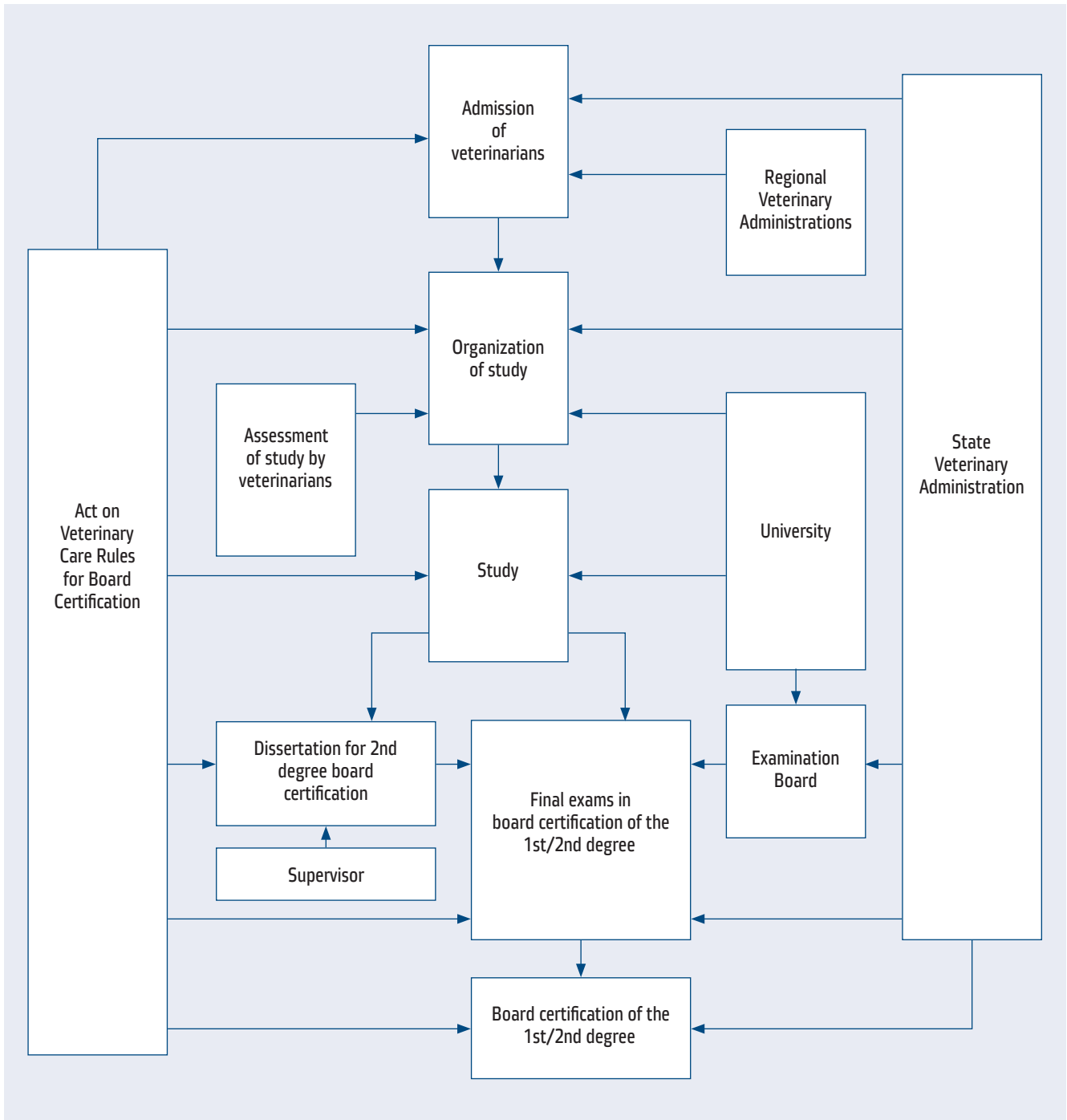
Veterinarians are admitted for study upon recommendation from their employer (generally the Regional Veterinary Administrations). The study is organized jointly by the University and the State Veterinary Administration. The study is conducted at the University. In the course of the study, veterinarians assess provisions made for the training and the course of training, and the organization of training may be changed with a view to their comments and suggestions.

In the board certification of the 1st degree programme, the study ends by a final examination taken before an examination board composed of specialists on the University's staff and specialists from the State Veterinary Administration. In the board certification of the 2nd degree programme, the study ends by the examination of a written thesis elaborated by the veterinarian under the direction of his/her supervisor, and by a final board examination of the 2nd degree, taken before an examination board composed of specialists on the University's staff and specialists from the State Veterinary Administration.

A successful veterinarian receives board certification of the 1st or 2nd degree, as applicable.

Postgraduate professional specialization training at national level for state veterinary surgeons is assessed by the University (University management, faculty management) and is covered by the University's Annual Report on Activities (approved by the University's Science Council, Executive Council and Academic Senate, and by the Ministry of Education, Youth and Physical Education). Any comments are incorporated into the Long-term Plan Update (approved by the University's Science Council, Executive Council and Academic Senate, and by the Ministry of Education, Youth and Physical Education).

2.3.4 AP 3b: Assessment of post-graduate education – professional track



2.4 Assessment of student welfare (AP 4)

2.4.1 Student welfare

The University of Veterinary and Pharmaceutical Sciences Brno intends to create adequate conditions for its students also as regards student welfare. This has to do with conditions in the area of accommodation, boarding, relaxation areas on campus, medical care, protection of students against zoonoses, sports activities, leisure time activities, scholarship programmes, gifted student programmes and counselling for students.

2.4.1.1 Student accommodation

UVPS Brno provides student accommodation in its own Kaunic Student Residence Hall, as well as Residence Hall of the University of Defence.

The capacity of the Kaunic Student Residence Hall is 468 beds for students. The residence hall is divided into two blocks: one contains single rooms with bathrooms, and a communal system where one unit contains two double rooms with a kitchenette and bathroom. The second block contains double and triple rooms with communal amenities in the corridor.

Students may also live at the Residence Hall of the University of Defence with a capacity of 179 beds. It offers self-contained double and triple rooms.

In 2012, the number of applications for student accommodation was 782. Accommodation was assigned using a score system based on distance and study results in the preceding academic year. First year students were automatically given a higher score on an one-off basis in order to secure housing for this year of study as a matter of priority. In 2012, 709 applicants were granted housing (the difference in the number of beds and the number of boarders is due to the fact that a certain percentage of students either never moved in, or left the housing during the year, and other students thus moved in). The University thus grants 90.1% of the applications for student residence hall accommodation.

Many students opt for residence halls only at the beginning of study, and shift to private accommodation later on.

2.4.1.2 Student boarding

On campus, student can eat in the University canteen, which offers lunches to staff and students. As it is not a student canteen, prices are higher than prices usually charged to students at other Brno universities. Students use the canteen only to a limited extent.

Student can further buy refreshments at the University's Study and Information Centre. The fast food facility there caters primarily to students and students use it throughout the day.

UVPS Brno does not have its own student cafeteria (especially for lunches), and students thus use the student cafeteria of Mendel University in Brno. However, the University plans to build a student cafeteria on campus.

2.4.1.3 Student relaxation areas on campus

Veterinary training is essentially based on a broad range of various practical training facilities where practical training takes place. These facilities work according to a certain schedule. Every student's timetable thus contains breaks between the individual class modules. The University thus felt it was important to create relaxation areas for students on campus where they could spend their breaks between classes.

Therefore, free seating zones were created at the Study and Information Centre and other pavilions where students can spend time between classes, especially at times of inclement weather. Seating zones for students were created (in particular in front of the Study and Information Centre building) and benches installed.

Students can naturally also spend breaks between classes at the University Library and in the computer room of the Study and Information Centre.



Double room at Kaunic Student Residence Hall

2.4.1.4 Medical care

Premises for a medical centre with human physicians and a pharmacy were created on the campus. A general practitioner and specialists have offices there and students use the out-patient medical care available. Therefore, in case of emergency, a physician is available on the campus to provide first aid, to treat injuries or provide other medical care to students.

2.4.1.5 Protection of students against zoonoses

The University acts in accordance with legal regulation when protecting students against zoonoses. Students are advised of the risk and prevention of such diseases during their studies at the University. They are obliged to take precautions, namely, no drinking, eating, smoking and chewing in practical rooms or laboratories, they have to wash their hands and use protective means (gloves, rubber boots, coats, face shields, headwear) which are cleaned and disinfected during and after practical training. They are obliged to comply with sanitary code in facilities requiring this measure.

For practical training, students change from their civilian clothes and wear coats and/or other protective means. Facilities where practical training takes place offer lockers where students can keep their civilian clothes while taking the practical training at the clinic or department. Nevertheless, the University deems it necessary to establish Student Locker Centre on the campus where every student attending practical training requiring hygienic and prophylactic measures would have a locker for a substantial part of his/her studies at the University.

2.4.1.6 Student sports activities

There is an indoor sports hall on campus for student sports activities. Sports activities are organized by the Department of Sports and Physical Education, which offers a broad range of various sports and sports activities to students, both on campus and during sports camps outside campus.



Department of Sports and Physical Education sports hall

Sports are among the elective subjects and students can choose from 28 different kinds of sports. Students representing the University in university competitions and at the Czech Academic Games are recruited from among the best students.

2.4.1.7 Leisure time activities

Student organization IVSA (International Veterinary Student Association) is active at the University of Veterinary and Pharmaceutical Sciences Brno. It engages the activities related to social, cultural and leisure time activities of the students. Student organization IVSA manage the traditional veterinary ball of the University, Majáles (student spring celebrations), publishes student magazine “Výfuk” and organizes a welcome ceremony for first year students. Further organization includes the Cynology Club where students can pursue their interest in cynology, Hunting Association and the renewed Equestrian Club.

A student initiative at the University led to the foundation of a project in support of abandoned animals, Companion for Life, where students engage in activities targeting abandoned animals.

2.4.1.8 Scholarship programmes

The allocation of scholarships at UVPS Brno is governed by a scholarship code, which applies to the entire University and which makes it possible to pay merit scholarships, research scholarships, Ph.D. scholarships, accommodation scholarships, social scholarships, extraordinary (special purpose) scholarships, scholarships in support of study abroad and scholarships for foreign students. In 2012, scholarships were paid to a total of 2,483 students.

Merit scholarships are paid to students with grade average 1.0, 1.25 and 1.5 over a year of study.

Research scholarships are paid in relation to student research project work (projects of the Internal Grant Agency of UVPS Brno).

Doctoral scholarships are paid to students enrolled in the Ph.D. programme.

Accommodation scholarships are paid to students upon application and after their eligibility is verified pursuant to the scholarship code and data entered in the Student Register.

Social scholarships are paid to students upon application and after their eligibility is verified by the state social support department of a labour office of competent jurisdiction.

Extraordinary scholarships are paid in particular for extraordinary sports achievements in the representation of UVPS Brno, to support science and research output, for the organization of conferences, summer schools, in the context of foreign internships and for other extraordinary activities.

Scholarships in support of study abroad are awarded to students under the Erasmus, CEEPUS and other mobility programmes.

2.4.1.9 Counselling for students

Students at the University can obtain information or advice on study matters and conditions and other matters if need be. For veterinary study, brochures – Study at UVPS – containing basic information for students are published. Students can obtain further information from the Department of Student Affairs staff who advise students on a variety of matters. If the student’s individual problem goes beyond ordinary cases, it is addressed by the Vice-Dean of the Faculty on a case-by-case basis.

Job advice is provided in class as part of the subject of public veterinary medicine. Further, the Chamber of Veterinarians of the Czech Republic has its seat on campus, in the building of the University, and students can thus obtain further specific information concerning veterinary practice directly from the Chamber’s secretariat. Students also meet the staff of the State Veterinary Administration during training; this organization employs veterinary surgeons who work for the civil service (veterinary supervision, inspection, audits, administration in the area of animal health, infections, food hygiene, protection of animals against cruelty, etc.).

2.4.1.10 Gifted students care

Special attention is devoted to extraordinarily gifted students. At UVPS Brno, such students work on research projects directly in the individual departments and clinics of the faculties. High-achievers are motivated by merit scholarships to maintain their excellent grades. For students taking part in research at the University, conferences on student science and research activities with international participation are

held. At the conference, scientific and scholarly student work is presented and the best work rewarded.

2.4.1.11 Students with special needs

The study of veterinary courses requires adequate health on the part of students, in particular with a view to safety during practical training. The study of many subjects requires good senses, in particular vision, hearing, sense of smell, sense of touch and good locomotive abilities. Applicants for veterinary study are therefore required to present a medical clearance.

2.4.1.12 Buildings and facilities operated by the University for students

In summary, the University operates the following facilities to provide the student welfare:

- Study and Information Centre (relaxation zones where students can spend breaks between classes, space for student leisure time activities, refreshments for students),
- Student residence hall (student activities),
- Sports hall (student sports activities),
- Accommodation and Canteen Centre for employees and students (students can have a lunch there),
- IVSA Centre – administrative space for the activities of the IVSA student organization,
- Hunting Association – administrative space for the activities of a student organization focusing on hunting,
- Cynology Club – pens for dogs on the University campus and a training area for dogs on the University campus used by the Cynology Club,
- Equestrian Club – indoor riding hall, outdoor riding range and administrative space for the activities of the Equestrian Club at the University,
- Health Centre providing human medical care on the campus (medical care for students),
- University campus where students can rest on benches or on the lawn inside the campus.

2.4.2 Provisions for student welfare

In recent years, the University has done much to improve student welfare. It provides accommodation to students in the student residence hall, and 90.1% of all applications are granted. Students may buy refreshments, as well as meals, on campus but there is still no cafeteria catering specially to students. There are relaxation zones where students may spend their breaks between classes during the day, both inside the building if the weather is inclement, or outside on benches when the weather permits. Medical care is available on campus. There is a system designed to protect students against zoonoses during courses. Students pursue sports and leisure time activities on campus. The University offers various scholarships to students, and students may avail themselves of counselling provided by the University.

The University takes care of particularly gifted students. The University operates a number of buildings, rooms and facilities for student welfare. Overall, the University takes very good care of student welfare although there certainly is room for further improvement.

2.4.3. Assessment of student welfare

The creation of conditions for student welfare is managed by University management, Based on the assessment of requirements and options available to the University, the prerequisites for student welfare are put in place.

These are represented in particular by the University's activities in the area of student accommodation, catering, relaxation zones for students on campus, medical care, protection of students against zoonoses, scholarship programmes, gifted student programme, operation of buildings catering to student welfare, and sports and leisure time activities of students.

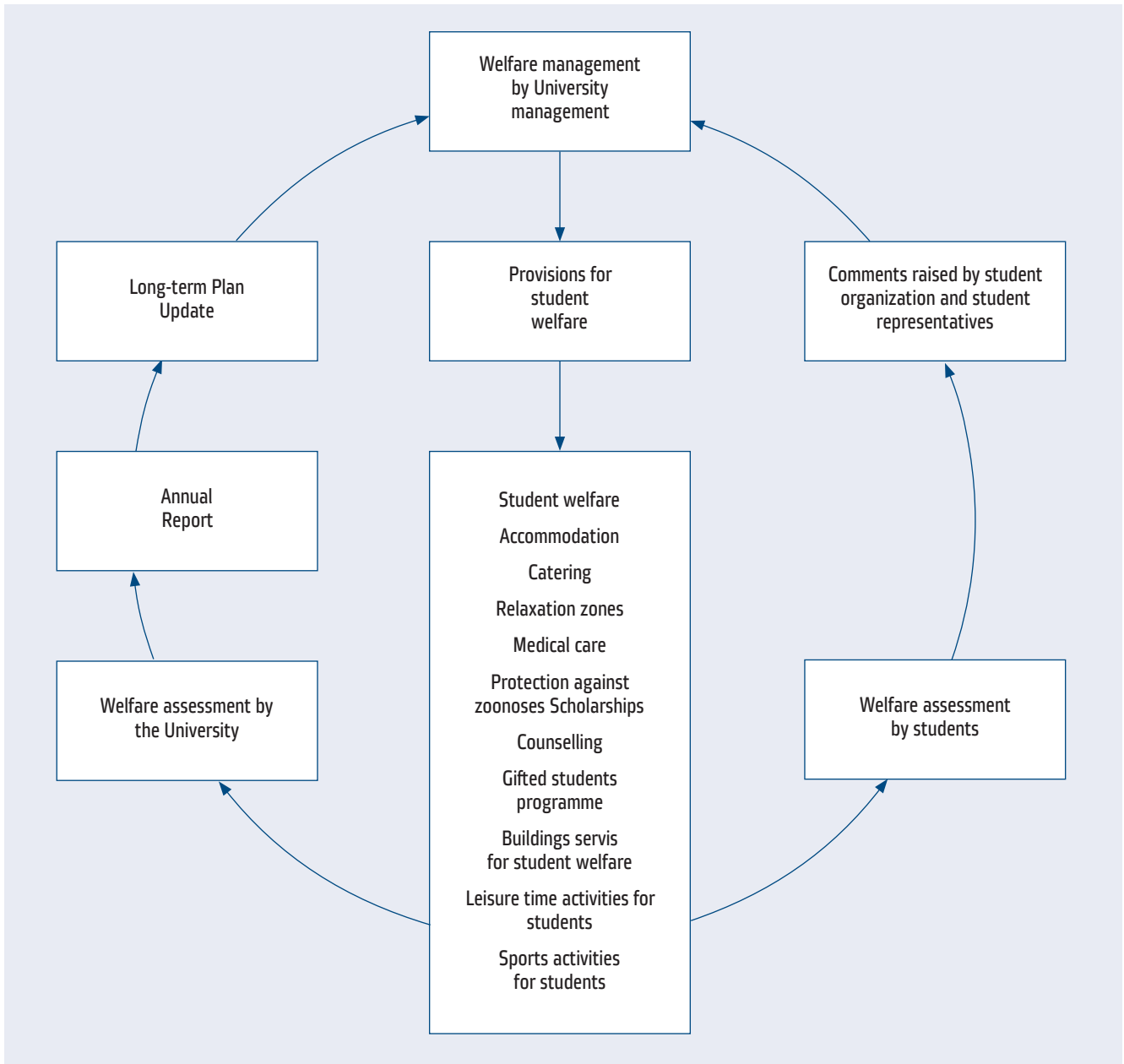


Cynology Club

Student welfare is assessed by students, and comments and suggestions are raised through their representation on the Rector's Advisory Board, Dean's Advisory Board, Veterinary Training Board, the Academic Senates of the faculties and the University; comments may also be raised in negotiations with student organizations, interest organizations or on an individual basis. Comments and suggestions are addressed by the University management (Rector), or faculty management (deans).

Student welfare is assessed by the University (University management, faculty management), and is covered by the University's Annual Report on Activities (approved by the University's Science Council, Executive Council and Academic Senate, and by the Ministry of Education, Youth and Physical Education). Comments, if any, are incorporated into the Long-term Plan Update (approved by the University's Science Council, Executive Council and Academic Senate, and by the Ministry of Education, Youth and Physical Education).

2.4.4 Scheme AP 4: Assessment of student welfare



ASSESSMENT OF TEACHING STAFF (AP 5)

3.1 Teaching staff

The number teaching staff providing veterinary training in both differentiation tracks is 189.9. Of that, 154.9 are veterinarians. These academic staffs provide veterinary training in the individual departments and clinics. Veterinarians provide training in clinical sciences, hygiene and basic sciences. Veterinarians and non-veterinary staffs provide teaching in basic sciences and animal production courses, where applicable. Non-veterinary teachers also provide foreign language and sports teaching.

3.2 Teacher evaluation by students

Teacher evaluation by students employs an assessment method using a computer programme for anonymous evaluations. The quality of the educational activities at the University is evaluated by the students always for the term, and every course the students attend in that term is evaluated. Students evaluate teaching with a view to how well lectures, practical trainings, seminars and practical training are provided for, and point out shortcomings, if any. While the evaluation is anonymous, the programme is designed in such a way that every student can only carry

out the evaluation once, and can only evaluate courses for which he/she is registered in his/her study plan for the academic year in question. The system evaluates the teacher for the field under assessment and the respective subject by assigning the teacher a grade calculated as the arithmetic mean of the grades assigned to the teacher by the students.

Results of the assessment are reviewed by the University Management, the Board of Advisors of UVPS's Rector and Boards of Advisors of the Deans of the faculties. The results are then communicated to the individual departments and clinics through the Dean's Offices of the faculties. Following the evaluation of the students' comments, if a teacher repeatedly receives a negative evaluation, appropriate changes to improve the quality of instruction are made.

The training quality assessment is to give students an opportunity to take part in the process of improvement of the quality of veterinary training at the University. However, rather few students take part in the evaluation process.

The system of teacher evaluation by students is managed by the University and the University's Centre of Information Technologies helps operate the system. The re-



Lecture in the lecture hall

sults of the teacher evaluation by students are processed by the Department of Quality Evaluation under the Rectorate. The system may be developed further. Changes made in the previous period were based on comments raised by students and teachers.

3.3 Teacher evaluation in classes taught and in research

Every teacher at the University is evaluated at the level of the respective clinic or department, and subsequently at the level of the faculty, in particular with a view to the number of classes taught and the quality and quantity of research work based on the number and quality of publications. Each faculty conducts such assessment of teachers. The evaluation result is reflected in the incentive segment of teachers' financial remuneration paid in addition to pay scale salary. However, this system only considers two most important indicators: research results and teaching load.

The University is therefore negotiating the verification of a system for the evaluation of individual staff using a multi-criteria system designed by Palacky University in Olomouc. If the system proves to be suitable for the conditions at UVPS Brno, it will be used for annual evaluation of teachers at the University.



Practical training at the operating theatre

3.4 Teacher evaluation by teaching success

Teacher evaluation by teaching success is conducted at management level of the University. Teaching success of the teacher as reflected in the students' success in examinations and state examinations is assessed by the head of the clinic or department, and further, by section head, the dean and the Veterinary Training Board, as well as the Rector, where applicable. The evaluation by teaching success is reflected in the teacher's payment in addition to scale salary.

Consideration is given also to the results of teacher evaluation by students using the respective student teacher evaluation system.

3.5 Teacher evaluation by scientific merit

Scientific merit is also reflected in teacher evaluation.

Every teacher is evaluated with a view to scientific merit. There is a national system for scientific merit evaluation operated at the level of the Government Council for Science and Research. The system is governed by rules of national application. It is determined what type of publications are entered into the system (e.g., publication in journals with an impact factor, publication in referred journals recognized by the system, research monographs, patents, etc.). Every publication or output is given a score according to quality (e.g., as regards scientific publications with an impact factor, the number of points assigned is derived from the IF ranking of the journal in that field), the number of points assigned to the author of the article is divided by the number of co-authors, etc.). This system may thus be used to grade the quantity and quality of publication and scientific output for the entire university, every faculty, section, clinic or department, and every staff member. The number of points earned by the teacher is reflected in the teacher's payment in addition to scale salary. The system is managed and further developed at national level by the Government Council for Science and Research.

Every teacher is assessed by teaching success. There is a faculty system for teaching load assessment. The direct teaching load of teachers is determined according to the number of theoretical courses, practical training or examinations, and these figures can then be added up to obtain the teaching load of clinics and departments, section, faculties. The number of courses taught by the teacher is reflected in the teacher's payment in addition to scale salary. The system is managed and further developed at the level of the faculties.

3.6 Improvement of teaching qualifications

Academic teaching positions are filled by means of a selection procedure. A growing number of applicants per academic teaching job opening is a long-term trend. A significant number of new academic staff are recruited from among students enrolled in doctoral programmes.

Teachers improve their qualifications by enrolling in science training programmes resulting in Ph.D. degrees. A Ph.D. degree is a recognition of the teacher's scientific merit and leads to the teachers promotion from assistant to assistant professor drawing a higher salary.

Teachers also improve their qualifications through the habilitation procedure and the professorial appointment procedure. These qualification procedures are governed by the Act on Universities, which sets forth detailed terms and conditions and the course of the habilitation procedure and the professorial appointment procedure. The procedures are further governed by the internal regulations of

the University: there are Criteria for the Habilitation and Professorial Appointment Procedures, which set forth the requirements to be met by applicants wishing to undergo the habilitation procedure or the professorial appointment procedure. The criteria describe, in a structured form, material activities undertaken by the applicant, and their satisfaction by the applicant serves as a basis for a general assessment of the applicant's qualifications for the habilitation procedure or the professorial appointment procedure. These are conceived as minimum requirements, and the applicant is expected to meet or exceed them. Satisfaction of recommended criteria for the habilitation procedure or the professorial appointment procedure is one of the bases for the opinion of the habilitation board or the professorial appointment board, as well as one of the factors considered by the members of the Science Council in the habilitation procedure or the professorial appointment procedure. The criteria contain educational merit criteria (e.g., continuous duration of teaching practice, number of textbooks authorship or co-authorship, number of students supervised in the capacity of supervisor in Ph.D. programmes, serving as director of studies in a particular subject, etc.), as well as scientific merit criteria (e.g., number of publications in science journals with an impact factor authored or co-authored, number of quotations (SCI), H-index, number of publications in journals, number of research projects defended, etc.), as well as criteria demonstrating the applicant's character (e.g., membership in science and editorial boards, organization of science symposia and conferences, awards, etc.). In the habilitation procedure, satisfaction of the applicable criteria is assessed, and habilitation lecture is assessed by lecture reviewers, habilitation thesis is reviewed by external specialists, the applicant is assessed by the habilitation committee, and habilitation (the title of Associate Professor) is granted by the Science Council of the faculty. The title of Associate Professor is granted by the Rector. In the professorial appointment procedure, satisfaction of the applicable criteria is assessed, a lecture is assessed by the Science Council and the applicant assessed by the professorial appointment board, the Science Council of the faculty proposes that the title of full professor be granted, the second level of the procedure takes place in front of the University's Science Council and the Science Council of the University proposes that the title of full professor be granted, the title is then attained by the president of the Czech Republic. The award of the title of associate professor is a recognition of the teacher's educational and scientific merit, and the teacher is promoted from assistant professor to associate professor as a result, drawing a higher salary. The award of the title of full professor is a recognition of the teacher's educational and scientific merit, and the teacher is promoted from associate professor to full professor as a result, drawing a higher salary. Teachers apply for the habilitation procedure or

the professorial appointment procedure out of the motivation to improve their qualifications, and the University organizes the habilitation procedure and the professorial appointment procedure in accordance with the law, conditions and rules applicable to the two procedures. Upon successful completion of the habilitation procedure, the teacher is awarded the title of associate professor, upon successful completion of the professorial appointment procedure, the title of full professor.



The Rector conferring the title of associate professor before the University's Science Council

Teachers also improve their qualifications by enrolling in courses authorizing them to carry out specialized work required for certain training and research activities. These include courses required to obtain authorizations under *leges speciales*, for instance, the authorization to manage experiments on animals, the authorization to handle radioisotopes, etc. Teachers enroll in such courses with a view to the requirements posed by their field and according to their interests. The University organizes these courses in accordance with the law, the terms and conditions stipulated therefore and the purpose of the courses; the teacher may also attend the course at the another specialized facility. Upon completion of the course, the teacher receives a certificate.

Teachers also improve their qualifications by attending courses designed to improve their skills. These include in particular English courses, courses of presentation skills, etc. Teachers enroll in such courses according to their interests. The University organizes these courses in accordance with the purpose of the courses. Upon completion of the course, the teacher receives a certificate.

3.7 Recognition of teachers

In addition to improving their qualifications, teachers are also recognized for major educational and scientific merit by means of special recognition.

For instance, they may be awarded a plaque in a certain field (e.g., Animal Nutrition, Food Hygiene).

The teacher may also be awarded University medal on occasions important to the University.

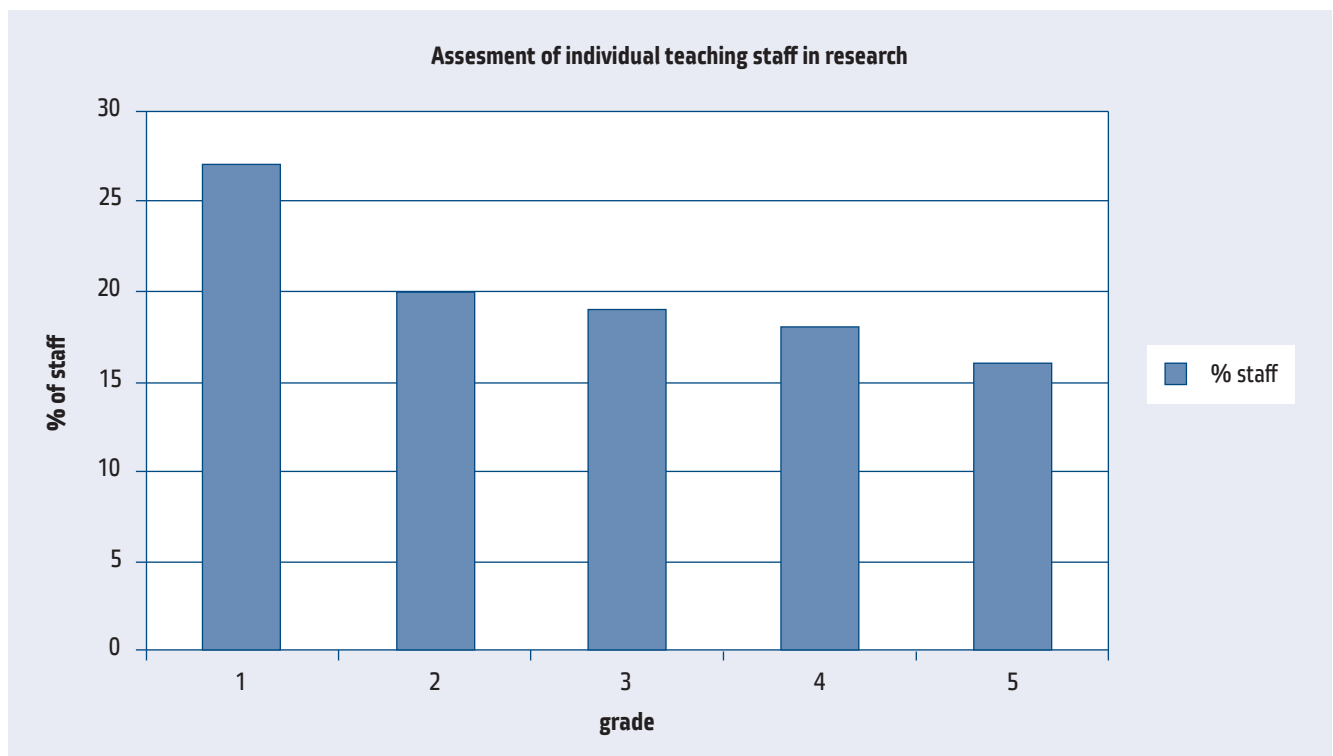
3.8 Graph showing teaching staff results

Teacher evaluation is a multi-factor process (teacher evaluation by heads of clinics and departments, student teacher evaluation, score assigned to teachers for research, teacher evaluation for Ph.D., associate professor or full professor title, according to other academic activities (e.g., organization of conferences, etc), and it is thus impossible to rank teachers on a scale from the best to the worst in terms of quality.

Nevertheless, the scores assigned using the methodology of the Government Council for Science and Research in order to make a comparative assessment of teachers in the period under observation can be used as an example. The graphs shows teacher evaluation based on scientific merit scores earned between 2007 and 2011 (the figures for 2012 were not yet known when this report was drafted).

If a teaching position becomes available, a selection procedure for the teaching post is held. Applicants are assessed by a board set up for that purpose which recommends the best applicant to be accepted for the teaching post. The applicant is accepted to the teaching post by the Dean.

The teacher performs teaching and research activities, as well as specialized activities and other academic activities. Educational activities are assessed by students (through the student teacher evaluation system) and on the basis of teaching success (conducted by the head of the clinic, department, section, faculty dean, the Veterinary Training Board, or the Rector); the number of classes directly taught is also assessed. Research is assessed on the basis of research output, i.e., according to the number of publications, in particular in impact factor journals, and on the basis of evaluation by scientific merit using the RVVI methodology (conducted by the head of the clinic, department, section, faculty dean, the Veterinary Training



Grade:

1 = excellent (48 points or more, applies to a staff member with more than three recalculated scientific publications)

2 = good (18-48 points, applies to a staff member with two to three recalculated scientific publications)

3 = fair (6- 18 points, applies to a staff member with around one recalculated scientific publication)

4 = acceptable (0.1-6 points, applies to a staff member with specialized publications)

5 = beginning (0 points, applies to a beginning staff member with no publications)

3.9 Assessment of teaching staff

Academic staffing at the University is a part of the University's Long-term Plan, which is updated every year by means of the Long-term Plan Update.

Academic staffing is managed by the management of the University, the faculties, sections, departments and clinics.

Board, or the Rector). Teacher's evaluation is reflected in the teacher's remuneration.

The results of the teacher's assessment are reflected in the teacher's improvement of qualifications at the level of scientific educational programmes leading to a Ph.D. degree, or at the level of habilitation (obtaining the title of associate professor), or at the level of professorial appointment (ob-

taining the title of full professor). The qualification change is reflected in the teacher's financial remuneration.

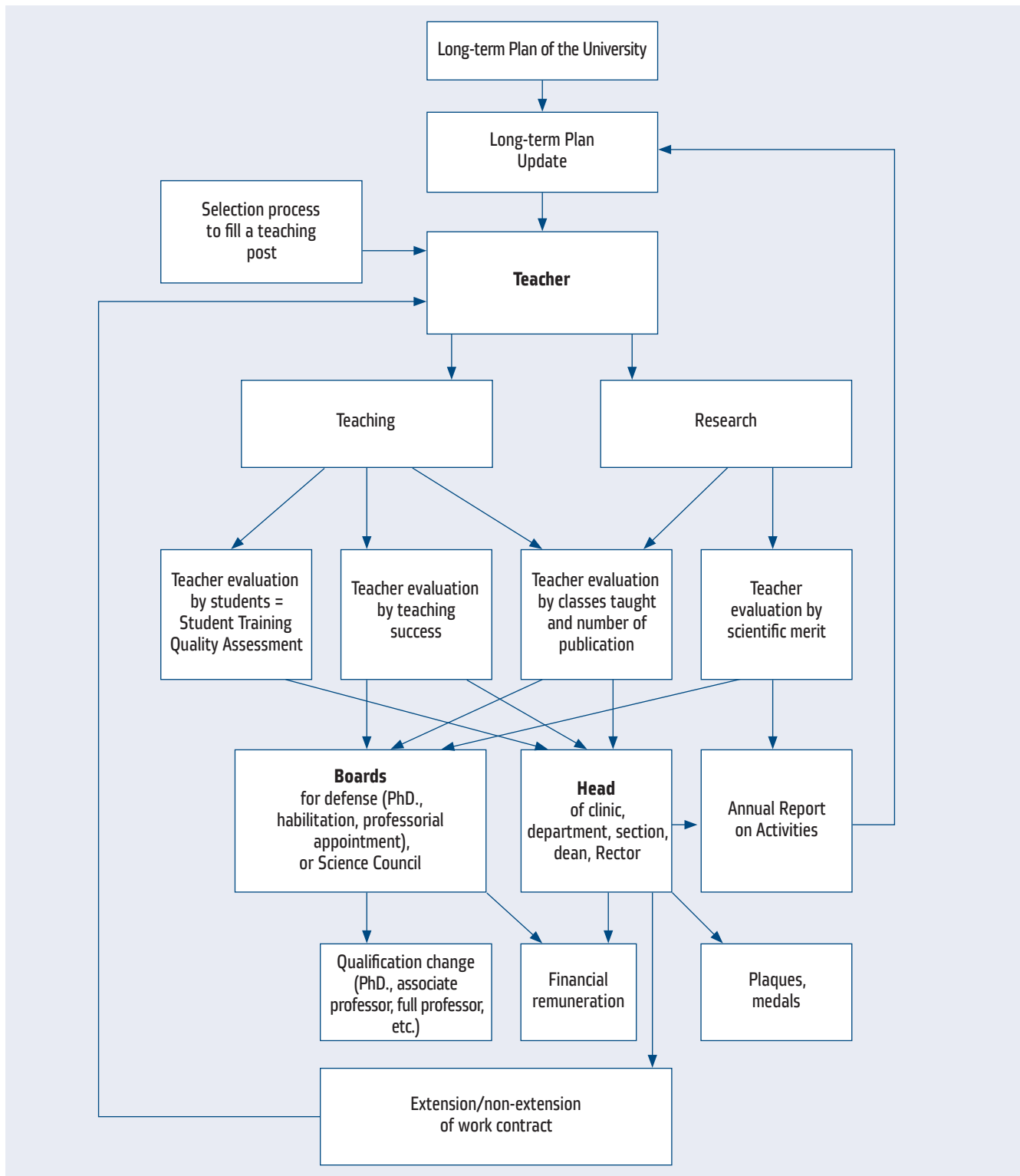
Teachers with adequate assessments have their work contracts with the University extended.

Teachers in terms of academic staffing of the University are assessed in the University's Annual Report on Activities (approved by the University's Science Council, Executive Council and Academic Senate, and by the Ministry of Education, Youth and Physical Education). Any com-

ments are incorporated into the Long-term Plan Update (approved by the University's Science Council, Executive Council and Academic Senate, and by the Ministry of Education, Youth and Physical Education).

External assessment of teachers is conducted by the Accreditation Board of the Ministry of Education, Youth and Physical Education. The assessment is made when an application for the accreditation or re-accreditation of a course is made.

3.10 Scheme AP 5: Assessment of teaching staff



ASSESSMENT OF LEARNING OPPORTUNITIES (AP 6)

4.1 System of learning opportunities

Learning opportunities include the student's opportunities to acquire theoretical knowledge, practical experience and skills in the process of veterinary training at the University. The most important learning opportunities are the following:

- direct training (theoretical and practical training in accordance with the curriculum),
- work at clinics and departments (under and outside the curriculum),
- extramural work (laboratory diagnostics, fatstock abattoir, state veterinary inspection),
- self-directed study using learning materials,
- consultations with teachers,
- computer-aided learning,
- access to knowledge in scientific and specialized databases,
- access to specialized books, textbooks, lecture notes and journals.

4.2 Direct training (theoretical and practical training in accordance with the curriculum)

Direct training is the most important learning opportunity for students, as well as an obligation for students. It repre-

sents direct contact between the student and teachers in the process of active direct training.

Such training is organized in individual courses by the clinics and departments that provide the content of training in that course.

Veterinary training includes many different forms of instruction, in particular lectures, seminars, practical training in laboratories, lessons in specialized laboratories, practical training using cell cultures, tissues, organs, body parts, disposable and permanent slides, in autopsy rooms, out-patient surgeries, specialized veterinary diagnostic facilities, operating theatres, ICU facilities, inpatient facilities, stables at clinics, in breeders' stables as part of the mobile clinics process, in stables at farms in the process of animal production teaching, at abattoirs, meat processing facilities and facilities producing meat products, poultry, game, fish, milk processing and production of dairy products, egg processing and production of egg products, honey and other products of animal origin; the educational process includes the teaching of veterinary supervision, inspection and administration, and is supplemented by extramural work and practice at veterinary diagnostic facilities, at abattoirs in the process of veterinary supervision, at clinical facilities and in the process of supervision performed by the State Veterinary



Training in the round classroom at the Department of Infectious Diseases and Microbiology



Training in diseases of fish at the Department of Ecology and Diseases of Game, Fish and Bees

Administration, and at clinics and veterinary practices of private veterinarians.

4.3 Work at clinics and departments (under and outside the curriculum)

Work at clinics is also a learning opportunity for students. It is compulsory for students to the extent prescribed but by agreement, students have access to clinics above and beyond the compulsory scope of work.

Such student work at clinics is organized by the clinics, which provide the content of the work.

Students take part in the work at clinics according to schedules compiled by the clinics, and a teacher from the clinic where the student did clinical work confirms that the student satisfied his/her study duties in this regard.

4.4 Extramural work (laboratory diagnostics, fatstock abattoir, state veterinary administration)

Learning opportunities include compulsory extramural work in laboratory diagnostics (after the 3rd year of study), work at fatstock abattoir (after the 5th year of study), and practice in state veterinary administration for the food hygiene differentiation track (in the 6th year of study).

Such practical work of students is coordinated by the respective department where the topic covered by the extramural work is taught.

Students undertake the prescribed extramural work in accordance with the instructions and under the supervision of teachers with the respective specialization, as the case may be. The work performed is assessed by the respective teacher in the course, which includes extramural work.

4.5 Self-directed study using learning materials

The possibility of using learning materials at clinics or departments for self-directed study also represents a learning opportunity.

Students may use learning materials for self-directed study at the department or clinic where the respective subject is taught.

Students make use of this type of learning opportunity for instance in the subject of anatomy (in the afternoons, they enjoy free access to anatomy autopsy rooms and anatomy museum where there are both permanent and temporary anatomy specimens available), and in histology and embryology (in the afternoons, they enjoy free access to

histology specimens and microscopes for the study of histological structure of tissues) etc.

4.6 Consultations with teachers

Consultations with teachers during consulting hours also constitute a learning opportunity for students.

The department or clinic where the course concerned is taught enables students to consult with teachers.

At the beginning of the term, a consultation schedule is published for every course (i.e., day of the week and time is set), i.e., the time when the teacher of the respective course is present at the department or clinic for consultations whereby the students may come to consult on the course.

4.7 Computer-aided learning

The use of computer-aided learning texts and other computer-aided learning materials also constitutes a learning opportunity for students.

They are made available to the students by the department or clinic where the respective subject is taught.

These are interactive learning programmes available in electronic form (electronic interactive texts in physiology, case studies in animal welfare, veterinary legislation, etc.) which may be used by students in the process of their veterinary training.

E-learning is not used extensively in veterinary training at UVPS Brno, mainly because veterinary training requires that the student gains experience and skills through contact with the patient. The students have to be present at the clinical facility, in the abattoir, at work facilities, working with cells, tissues, organs, animal products, cadavers, etc., and training requires direct practicing of techniques on animals or material.

4.8 Access to knowledge in scientific and specialized databases

Another learning opportunity for the students is to draw on knowledge in scientific specialized computer databases.

Students get access to these at the University Library.

These are single-discipline and multi-disciplinary electronic information sources: American Chemical Society, BioOne 1,2, CAB Abstracts, COS Pivot, EBSCO, ENVIRONetBASE, ESPM, FSTA, Reaxys Royal Society of Chemistry, ScienceDirect, SciFinder, Scopus, SpringerLink, Web of Knowledge, Willey, Zoological Record. The bibliographic database, Web of Knowledge, and the Web of Science and Journal Citation Reports (JCR) within it are used most frequently: during the course of the year, users from VFU Brno entered nearly 100 thousand inquiries. The number of full texts displayed in the full-text database ScienceDirect reached 67,917. The meta search engine Naviga is also available.

4.9 Access to specialized books, textbooks, lecture notes and journals

In the process of study, students draw on knowledge in textbooks, lecture notes, specialized books and journals.

These are made available to students in the University Library, or in libraries at individual departments and clinics.

There is a list of recommended literature for every course on the curriculum, and the list is made available to the students before they start studying the course. The student may buy such study literature in a shop (there is a bookstore dedicated to specialized veterinary literature on campus). Study literature may further be borrowed at the University Library or studied in the reading room of the University Library. Students have access to further study literature in libraries at the departments and clinics. International publications (some 80% is in English) represent an important amount of study literature and other specialized literature.

The University publishes lecture notes for the students' study. The lecture notes summarize specialized issues related to the subject. Lecture notes are currently published electronically and can be accessed by the students on the University's Intranet.



Lecture notes can be published electronically

There are textbooks, lecture notes or specialized books or other specialized texts for all the essential subjects on the veterinary curriculum. The total number of publications published in 2012 was 42, of that, there were 26 lecture notes, 9 omnibuses, 4 monographs and 3 handbooks.

4.10 Assessment of learning opportunities

The assurance of quality of learning opportunities is a part of the University's Long-term Plan, updated annually by the Long-term Plan Update.

The assurance of quality of learning opportunities is managed by the University management and the management of the faculties, sections, departments and clinics.

Learning opportunities are represented by direct training (theoretical and practical training in accordance with the curriculum), work at clinics and departments (under

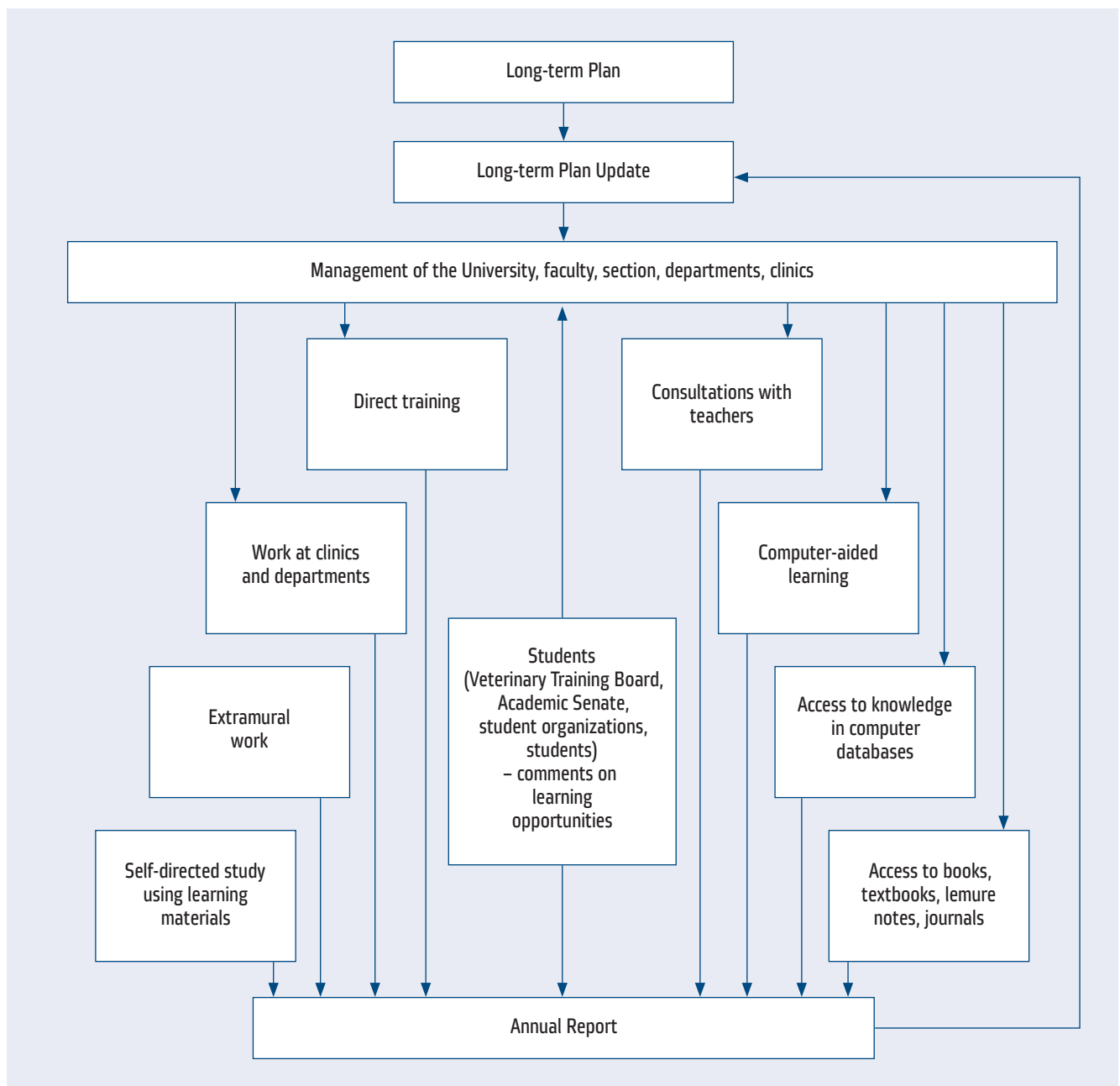
and outside the curriculum), extramural work (laboratory diagnostics, fatstock abattoir, state veterinary inspection), self-directed study using learning materials, consultations with teachers, computer-aided learning, access to knowledge in scientific and specialized databases, and access to specialized books, textbooks, lecture notes and journals.

Learning opportunities are assessed by students from their point of view (students are represented on the Rector's Advisory Board, Dean's Board of Advisors, Veterinary Training Board, Academic Senates of the faculties and the University, and may raise comments through student organizations, interest organizations or on an individual basis), and also by teachers, departments and

clinics with a view to training and provisions for training. Any comments and suggestions are presented to faculty management and reflected in changes in the assurance of learning opportunities.

Learning opportunities are assessed in the University's Annual Report on Activities (approved by the University's Science Council, Executive Council and Academic Senate, and by the Ministry of Education, Youth and Physical Education). Any comments are incorporated into the Long-term Plan Update (approved by the University's Science Council, Executive Council and Academic Senate, and by the Ministry of Education, Youth and Physical Education).

4.11 Scheme AP 6: Assessment of learning opportunities



ASSESSMENT OF TRAINING PROGRAMMES AND THE AWARD OF THE TITLE OF VETERINARY SURGEON (AP 7)

5.1 Curriculum and approval and amendment processes

5.1.1 Rules for the definition of the curriculum and its approval

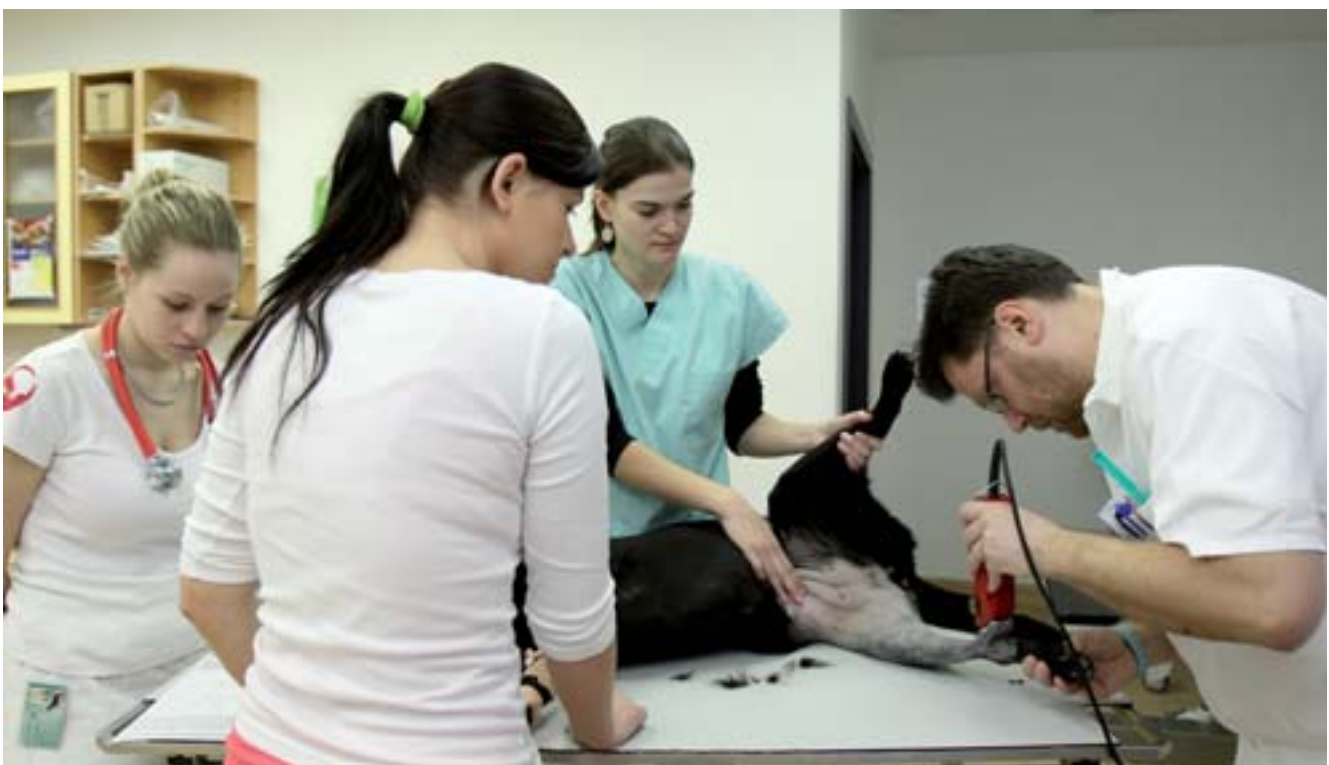
Veterinary training at the University of Veterinary and Pharmaceutical Sciences Brno is undertaken in accordance with a curriculum based on Directive No. 36/2005/EC, on the recognition of professional qualifications, as well as EU directives regulating food safety in particular, experience presented at meetings of the European Association of Establishments for Veterinary Education (EAEVE) and its documents (for instance, SOP), recommendations contained in the 2005 report on the international evaluation of UVPS Brno, Report on the visit to the University of Veterinary and Pharmaceutical Sciences Brno, as well as the veterinary training traditions of UVPS Brno spanning a period of 95 years.

The concept of the curriculum is proposed by the faculty management, reviewed by the Dean's Advisory Board, the Veterinary Training Board of the University (body for the coordination of veterinary training at the University), reviewed by the Academic Senate of the faculty (self-governance body of the faculty), and approved by the Science

Council of the faculty (science body of the faculty) (the curriculum is always reviewed by the Science Councils of both faculties, i.e., the Faculty of Veterinary Medicine and the Faculty of Veterinary Hygiene and Ecology).

The curriculum must be in accordance with Act No. 166/1999 Coll., on Veterinary Care, which implements Directive 36/2005/EC in the part concerning veterinary training into the legal order of the Czech Republic, and must further be submitted for accreditation to the national accreditation body, i.e., the Accreditation Board Ministry of Education, Youth and Physical Education; the Accreditation Board generally grants curriculum accreditation for 6 to 12 years (an extension of the accreditation has to be applied for upon the elapse of this period).

Changes to the curriculum must respect the concept of the curriculum, Act No. 166/1999 Coll., on Veterinary Care (and by extension Directive No. 36/2005/EC), and the principles of university education and conditions for veterinary training approved by the Accreditation Board. Nevertheless, there is some room for changes to the curriculum and for supplementation or reduction of certain subjects, in particular compulsory electives and electives, for changes in the scope of training in the individual courses, etc. However,



Training in diseases of dogs at the Small Animal Clinic



Training in endoscopy at the Avian and Exotic Animal Clinic

such changes must always be proposed and approved using the applicable procedures at the faculty and at the University (i.e., review by faculty management, Dean's Advisory Board, Veterinary Training Board of the University, approval by Science Council of the faculty). This procedure includes approval of the extent of training and its distribution between theory and practical training (i.e., the scope of lectures and practical training) in individual courses.

The curriculum include courses or training in the extent required by Directive No. 36/2005/EC, on the recognition of professional qualifications (EU courses), and follow up training on the training defined by the scope of the EU courses. Further extra training outside of the EU courses focuses on the language skills of the students, or further forays into ecology, or special-interest training, such as fishery, bee-keeping, riding, sports, etc.

The final approval of the curriculum takes place at the Science Council, 2/3 of which are constituted by representatives of the University (in particular associate professors and full professors) and 1/3 of outside representatives of the veterinary practice (State Veterinary Administration, Regional Veterinary Administrations, Chamber of Veterinary Surgeons of the Czech Republic, Institute for State Control of Veterinary Biologicals and Medicines, Veterinary Research Institute, representatives of other universities, etc.).

5.1.2 Curriculum structure

5.1.2.1 Two tracks in veterinary curriculum

The University of Veterinary and Pharmaceutical Sciences Brno has been following the curriculum in its current form

for a number of years; during that period, minor changes to the curriculum have been made, the latest in 2012. The curriculum is delivered in two differentiation tracks, with a focus on Veterinary Medicine (with an emphasis on pet (companion) animals, and with a focus on Veterinary Hygiene and Ecology (with an emphasis on food hygiene and food animals). The training includes:

- compulsory core curriculum of the veterinary curriculum,
- compulsory courses, which follow up on courses in the veterinary training track chosen (track differentiation courses),
- compulsory elective courses (four), which follow up on courses in the veterinary training track differentiation,
- compulsory extramural work,
- other compulsory courses (non-EU subjects)
- students have the option of taking on extra training outside the core curriculum, specifically, further compulsory electives on the list of compulsory elective veterinary courses and other optional electives.

5.1.2.2 Core veterinary training curriculum (compulsory subjects)

The core veterinary training curriculum provides the graduate with competences required for the pursuit of the veterinary profession in all areas of veterinary care. The core curriculum comprises basic courses, basic sciences, animal production, clinical training, food hygiene/public health, professional knowledge. Clinical training covers all the important animal species, and food hygiene/public health all the important commodities and foodstuffs of animal origin.

5.1.2.3 Differentiation subjects on veterinary training curriculum (compulsory subjects)

Differentiation courses on veterinary training curriculum are an enhancement of the specified part of veterinary training, designed to provide more in-depth knowledge in a particular part of veterinary training. There are two basic differentiation tracks at UVPS Brno: the Veterinary Medicine track and the Veterinary Hygiene and Ecology track. The Veterinary Medicine track contains a differentiation designed to expand and enhance clinical training in particular with regard to pet (companion) animals (diseases of dogs, cats, horses, birds, reptiles and small mammals), i.e., it includes enhanced training in surgery, reproduction, internal diseases and out-patient and in-patient care of pet (companion) animals. The other track, Veterinary Hygiene and Ecology, contains a differentiation designed to expand and enhance clinical training with regard to food animals (in particular diseases of swine, ruminants), food hygiene (in particular meat, fish, poultry, milk, eggs and honey, and their products), i.e., it includes out-patient and in-patient veterinary medicine of food animals in particular, and food hygiene/public health, food hygiene and technology, supervision and inspection of food animals, products, food-processing companies and food and veterinary legislation.

Compulsory training in other elective courses (four) on the list of compulsory elective courses enhances compulsory training in the chosen differentiation in track elected by the student. In the Veterinary Medicine differentiation, it is represented by a list of 37 subjects, mostly of clinical nature, of which the student is obliged to select four. In the Veterinary Hygiene and Ecology differentiation, it is represented by a list of 37 subjects, mostly of hygiene nature, of which the student is obliged to select four.

5.1.2.4 Compulsory extra-mural work (compulsory subjects)

Compulsory extra-mural work includes training outside the university, without teachers in attendance but in accordance with instructions, and possibly under the supervision of teachers with the applicable specialization. Such training includes extra-mural work in veterinary laboratory diagnostics (generally state veterinary laboratory diagnostics institutes), and extra-mural work at abattoirs in the inspection of fatstock before slaughter and meat and organs after slaughter, and possibly also in a meat-processing facility (generally a fatstock processing facility). In the Veterinary Hygiene and Ecology differentiation, the training further includes extra-mural work with authorized veterinarians (generally the State Veterinary Administration or Regional Veterinary Administrations) in the performance of veterinary supervision, in particular in food hygiene.

5.1.2.5 Other compulsory subjects (non-EU subjects) (compulsory subjects)

Training in other compulsory courses (non-EU courses) includes, above and beyond the training stipulated by Directive 36/2005/EU, language training of students (English language) and training in a courses demonstrating the environmental context of the veterinary profession (ecology).

5.1.2.6 Training outside compulsory training (optional subjects)

Training outside compulsory training gives the student an opportunity to take on other courses taught as part of veterinary training, specifically, further selected subjects on the list of compulsory elective veterinary subjects, and/or on the list of further elective subjects of special interest (e.g., Latin, Fishery, Bee-keeping, Riding, etc.).

5.1.2.7 Number of hours of compulsory subjects on the curriculum

Table: Number of hours of compulsory subjects on the curriculum

	Hours of training	Hours of training
	FVM	FVHE
EU-listed curriculum subjects		
Basic Subjects	199	199
Basic Sciences	987	988
Animal Production	390	351
Clinical Sciences	2,745	2,017
Food Hygiene	288	1,104
Professional Knowledge	54	54
Total	4,663	4,713
Non-EU curriculum subjects	65	65
Total	4,728	4,778
Obligatory extramural work	80	110
Total	4,808	4,888

5.2 Learning output

Learning outputs from veterinary training with veterinary medicine and food hygiene track differentiations were defined in the context of the University's participation in a national project, Q-RAM, completed in 2012. Learning outputs from veterinary training were formulated at the level of professional knowledge, professional skills and professional competences.

Professional knowledge, professional skills and professional competence in the area of veterinary medicine and

hygiene were defined in accordance with supranational EU legislation, specifically, Directive 2005/36/EC of the European Parliament and of the Council, on the recognition of professional qualifications, and its implementation into the legal order of the Czech Republic by virtue of an amendment to Act No. 166/1999 Coll., on Veterinary Care and Amendments to Certain Related Acts (the Veterinary Act), as amended, and its underlying implementing guidelines.

5.2.1 Professional knowledge

Professional knowledge at the level of Master's programme in veterinary medicine and food hygiene is expressed by the extent of knowledge in basic disciplines applicable in veterinary medicine, through knowledge in the field of animal breeding, knowledge of basic sciences, to knowledge of both non-infectious and infectious diseases in animals, in particular with a view to their diagnostics, therapy and prevention, and knowledge concerning health safety of raw materials and foodstuffs of animal origin, knowledge of administrative and management processes and legislation in the area of veterinary medicine, with enhanced differentiation knowledge of clinical veterinary medicine of food hygiene and food animals.

Professional knowledge in the clinical veterinary medicine differentiation is required to include enhanced knowledge of a set of clinical training focusing in particular on: dogs and cats diseases, diseases of birds, reptiles and small mammals, and equine diseases.

In the food hygiene differentiation, enhanced knowledge is required in food hygiene disciplines, in particular hygiene and technology of meat and meat products, hygiene and technology of milk and dairy products, hygiene and technology of frozen and fish products, hygiene and technology of ready-to-cook food, eggs and honey, food-borne diseases and veterinary protection of public health, as well as ruminant diseases and swine diseases.

Professional knowledge in veterinary medicine and food hygiene in both differentiations is acquired to an extent that will make the pursuit of various veterinary activities within the entire field of veterinary medicine reasonably possible. It represents both a broad and deep range of factual knowledge, as well as the knowledge of methods used in veterinary medicine and food hygiene at the level defined by both the opportunities and limitations posed by our current level of knowledge.

5.2.2 Professional skills

Skills in the area of veterinary medicine and hygiene are expressed as a range of skills on which the activities of a veterinary surgeon are based. These skills are represented by the ability to make use of professional knowledge and the ability to approach, in an independent and creative manner, theoretically and practically, the diagnostics, therapy and prevention of diseases in animals, veterinary inspection of fatstock and health safety of raw materials and foodstuffs of animal origin, and skills in



Training in equine diseases at the Equine Clinic

the area of administrative, management and legal aspects of veterinary issues.

In the clinical veterinary medicine differentiation, advanced skills are required in the areas of diagnostic imaging, surgery and orthopaedics, internal medicine, obstetrics and gynaecology in the diagnostics, therapy and prevention of dogs and cats diseases, diseases of birds, reptiles and small mammals, and equine diseases.

In the food hygiene differentiation, advanced skills are required in the area of veterinary inspection of fatstock and meat, skills in the areas of investigation, recognition, rectification and prevention of problems in the hygiene and technology of meat and meat products, hygiene and technology of milk and dairy products, hygiene and technology of frozen and fish products, hygiene and technology of ready-to-cook food, eggs and honey, protection against food-borne diseases, skills in the assurance of veterinary protection of public health, as well as the in the diagnostics, therapy and prevention of ruminant diseases and swine diseases.

Skills in the areas of veterinary medicine and food hygiene make it possible to resolve both individual and comprehensive problems in the field in an independent and creative manner, and to obtain new original information using basic research processes from this field.

5.2.3 General competences

General competences at the level of Master's programme in veterinary medicine and hygiene make it possible to make independent and responsible decisions in diagnostics, therapy and prevention of diseases in animals, in the areas of veterinary inspection of fatstock and health safety of raw materials and foodstuffs of animal origin, and in the area of administrative, management and legal aspects of veterinary issues, with a view to broader social consequences. The general competences so acquired make it possible to define problems in the area concerned, to act effectively to resolve same, to coordinate such activities and to be liable for the outcome of such problem solving. An important competence is the ability to solve problems within the ethical dimensions existing in veterinary medicine and food hygiene. The competence acquired is the ability to communicate professional veterinary findings, processes designed at achieving a solution, and conditions designed to prevent problems in veterinary medicine and food hygiene to colleagues and the professional and general public. The abilities acquired in the context of general competence include the ability to act in a professional capacity using at least one foreign language. Another competence is the ability to obtain further, new professional knowledge and skills, and to be able to sort and use such knowledge and skills and the knowledge and skills of the entire team working on a professional task.

5.3 Delivery of training

The teaching is organized according to the individual veterinary fields, clinical training according to animal species. The instruction covers various issues within the subject, and further provides a comprehensive approach synthesizing the facts learnt into a single complex represented for instance by an animal or a herd, a flock of animals, or is problem-oriented.



Training in ruminant diseases at the School Agricultural Farm

The teaching process takes place in departments and at clinics. The content of every subject taught is defined by the focus of that subject, determined by the director of studies and published before classes start each term. At the beginning of the term, the director of studies publishes the following with regard to every subject:

- syllabi of lectures and practical training, as well as extra-mural work, if any,
- names of teachers of the course,
- details on the course of tuition during the term,
- requirements applicable to the student in tuition during the term,
- credit requirements,
- examination requirements, examination form (theoretical, practical, test, etc.),
- number of credits per course,
- time schedule for consultations, if any,
- literature to be studied for the course.

Logical sequence of subjects stems from the curriculum. The curriculum is structured into terms. The first term generally focuses on basic courses, the second and third terms on basic sciences, the fourth term on animal production, the fifth term on further basic sciences, the sixth term introduces the first clinical sciences, the seventh and eighth terms, in particular in the veterinary medicine programme, focuses on clinical sciences in food animals, while in the veterinary hygiene programme, on clinical sciences in pet (companion) animals, the ninth and tenth terms in veterinary medicine is dedicated in particular to clinical sciences in pet (companion) animals to an enhanced degree,

and in veterinary hygiene, in particular to clinical sciences in food animals to an enhanced degree and food hygiene to an enhanced degree. The training in veterinary medicine in the eleventh and twelfth terms focuses on clinical sciences to an enhanced degree as elected by the students, and on food hygiene to an extent corresponding to the state examination modules, and in veterinary hygiene, it focuses on food hygiene/public health subjects to an enhanced degree and clinical sciences to an enhanced degree as structured in the state examination modules.

The student learns in the course of veterinary training by studying the individual courses on the curriculum. Depending on the focus of the course, they are classified as basic courses, animal production, basic sciences, clinical sciences, food hygiene/public health, professional knowledge and other subjects. The subjects cover all areas of veterinary medicine so that the student would acquire knowledge and become a competent veterinarian in all areas of the veterinary profession.



Training in swine diseases at Ruminant and Swine Clinic

5.4 System of study and ECTS system

The curriculum contains principles for a credit system of study. The courses are associated with a certain credit value, and in each term, the sum of credit values of the courses studied represents 30 credits, the minimum number of credits for the entire course of study being 360. The credit system for the individual courses was designed in such a way that the credits reflect the effort required to be made in the study and successful completion of the course. The core curriculum courses for both the Veterinary Medicine track and the Veterinary Hygiene and Ecology track carry the same credit value in both tracks. Differentiation subjects, i.e., courses with enhanced training in one or the other track differentiation, carry a higher credit value as appropriate. Differentiation courses taught in only one of the track differentiations carry a credit value designed to reflect the effort required to be made in the study and successful completion of the courses.

For the student to complete a year of study, he/she must earn the appropriate number of credits for the respective year of study. The Recommended Study Plan is designed in such a way that the student is to earn 60 credits in every study year. However, the conditions of the credit study system are set up in such a way that the student does not have to earn all 60 credits for the respective year of study but may earn a lower number of credits as indicated in the Study and Examination Code:

To complete his/her studies successfully, the student must comply with all the requirements prescribed by the Recommended Study Plan with respect to the 1st through 5th years of study, i.e., the student must attend and complete all the compulsory courses (compulsory courses of the core curriculum and compulsory courses in the differentiation track), as well as a minimum of four of the compulsory-elective courses, practical training at the University's clinics, compulsory extramural practice in veterinary laboratory diagnostics, practical training at an abattoir and training modules, and pass the respective individual final state examination.

Examen rigorosum for the Veterinary Medicine track consists of the following:

- Infectious Diseases of Animals and Legislation (compulsory),
- Food Hygiene (compulsory),
- Dogs and Cats Diseases* (compulsory elective out of 7 clinical courses and 1 specialized thesis)
- Equine Diseases* (compulsory elective out of 7 clinical courses and 1 specialized thesis),
- Diseases of Birds, Reptiles and Small Mammals* (compulsory elective out of 7 clinical courses and 1 specialized thesis).

* = an example of the choice of 3-4 clinical subjects out of 7 clinical science subjects and 1 specialized thesis, to be chosen by the student out of interest and in accordance with stipulated rules out of the following subjects: Dogs and Cats Diseases, Equine Diseases, Diseases of Birds, Reptiles and Small Mammals, Diseases of Ruminants, Diseases of Swine, Poultry Diseases, Clinical Pathology, and Final Dissertation.

Examen rigorosum for the Veterinary Hygiene and Ecology consists of the following:

- Infectious Diseases of Animals and Legislation (compulsory),
- Diseases of Ruminants and Swine (compulsory),
- Hygiene and Technology of Meat and Meat Products (compulsory),
- Hygiene and Technology of Milk and Dairy Products (compulsory),
- Veterinary Protection of Public Health (compulsory), and moreover, they may work on their Specialized Thesis as an elective subject.



Training in Meat Hygiene and Technology

Under the law, when the student passes the last final state examination, he/she ceases to be a student and becomes a veterinary study graduate. The University awards him/her a veterinarians diploma at the graduation ceremony.

5.5 Day one skills

The training also covers the requirement of teaching veterinary skills required for the pursuit of the veterinary profession from day one after graduation. Such skills are taught

- during training in clinical science and food hygiene/public health subjects
- these are moreover included on the curriculum as separate courses ending with a credit, focused on the applicable clinical courses:
 - skills - small animal surgery and orthopaedics,
 - skills – surgery and orthopaedics in large animals,
 - skills – obstetrics and gynaecology,
 - skills – dogs and cats diseases,
 - skills – equine diseases,
 - skills – diseases of ruminants,
 - skills – swine diseases,
 - skills – diseases of exotic pet animals,
- and then as part of the respective hygiene subject
- skills – veterinary inspection of slaughter animals in the subject veterinary inspection of slaughter animals,

- skills – hygiene and technology of meat in the subject hygiene and technology of meat,
- skills – hygiene and technology of milk in the subject hygiene and technology of milk
- skills – welfare and veterinary administration

5.6 Compliance with the curriculum and teaching programme

Students are obliged to attend training in all the compulsory courses of the core curriculum and courses of the differentiation part of the curriculum for the track chosen, and further, four compulsory elective courses chosen from those offered in the list of compulsory elective courses for the respective track, and compulsory extramural work.

There is both practical training and theoretical training in the 1st through the 5th year. Practical training of D, C, E, F and G types, and theoretical training of the B and C types, is compulsory. Attendance is taken at the beginning of the course or module. If the student is absent (illness, family problems, etc.), a way to substitute for the missed training is sought in consultation with the teacher of that courses (e.g., substitute practical training at a different time, or other type of training). Theoretical training of the A type is not compulsory, and it is up to the student whether he/



Laboratory training at the Department of Milk Hygiene and Technology

she will attend, nonetheless, it can be noted that students participate in this form of training to a substantial extent.

Modular training in the 6th year partly takes place at clinics where it is compulsory, and partly in clinical veterinary practice where it is compulsory and where it is supervised by the veterinarians providing the training, who has the status of teacher vis-à-vis the student, and further randomly by the teacher. The student elaborates documentation in the course of practical training modular work in accordance with instructions issued by the clinic or department, and the teacher reviews such documentation of all the students upon completion of the modular training.

Extramural work is supervised by staff members of the host institution, as well as by the teacher on a random basis, and any documentation drawn up by the student during the extramural work is reviewed by the teacher on completion of the extramural work.

The student evaluation system (examination during training, examination at the end of the term when credits are granted, examination in subjects ending by an examination, completion of study by way of a final state examination) is a part of the system designed to control compliance with the curriculum and the teaching programme.

When the student registers for a further year of study, a check is made whether he/she satisfied all obligations applicable to the previous year of study. The student is then registered by the faculty department of student affairs for the following year of study.

5.7 Student involvement in the creation and assessment of the curriculum and training

Students are involved in the creation and assessment of the curriculum and training.

At the level of the University, a student representative sits on the Rector's Board of Advisors, which assesses the curriculum and training in the Annual Report on Activities.

Student representatives sit on the Veterinary Training Board, which coordinates veterinary training at the University and addresses the curriculum and the assessment of veterinary training.

Students perform the Student Training Quality Assessment used to assess training in individual subjects on the curriculum and individual teachers.

Students have representatives (1/3 of the total number of members) in the Academic Senate, which approves the Annual Report on Activities containing an assessment of veterinary training, including an assessment by the System of Quality Evaluation of Veterinary Training, student training assessment and teacher evaluation.

Students have representatives at faculty level in the assessment of training, specifically, on the Dean's Board of Advisors and in the Academic Senate of the faculty (1/3 of the total number of members).

Students also raise comments through student organizations working at the University, in particular IVSA, or on an individual basis.

5.8 Feedback from stakeholders and graduates

Assessment of the teaching programme (curriculum) is conducted in collaboration with representatives of veterinary practice (stakeholders).

The State Veterinary Administration (SVS) may raise comments directly at meetings between SVS and University management, and at the same time, SVS representatives are involved in important bodies of the University and the faculties, which review and approve the curriculum and compliance with the curriculum (SVS has a representative on Science Councils of the University and the faculty, and a SVS representative sits on the University's Executive Council). SVS representatives are also members of boards set up for the purposes of final state examinations.

Regional Veterinary Administrations (KVS) may raise comments directly at meetings between KVS and University management, and at the same time, KVS representatives are involved in important bodies of the University and the faculties, which review and approve the curriculum and compliance with the curriculum (KVS has a representative on the Science Council of the faculty, and a KVS representative sits on the University's Executive Council). KVS representatives are also members of boards set up for the purposes of final state examinations. KVS is also involved in direct training of students in the context of extramural work done by students in regional veterinary administration, most of which takes place at KVS.



Training in diseases of bees

The Institute for State Control of Veterinary Biologicals and Medicines (ÚSKVBL) may raise comments at meetings between ÚSKVBL and University management, and at the same time, ÚSKVBL has a representative on Science Councils of the University and the faculties which review and approve the curriculum and compliance with the curriculum. The University and ÚSKVBL also jointly run the Vettox system, a computer system for the provision of information and advice to the veterinary practice in cases of acute and chronic toxicoses in animals.

State Veterinary Diagnostic Institutes (SVÚ) may raise comments directly at meetings with University management, and in direct training of students in the context of extramural work done by students in veterinary laboratory diagnostics, most of which takes place at SVÚ.

Association of Veterinarians (ASL) may raise comments at meetings with University management, or at sessions of the association, which are attended by University representatives (the Rector is an honorary member of ASL).

Private veterinarians raise comments in particular through the collaboration between clinics and veterinary practice in connection with clinical training modules for students in the 6th year; private veterinarians further take part in the training of students in veterinary practice. Private veterinarians are also members of boards for final state examinations in clinical sciences.

Professional associations of private veterinarians may raise comments at meetings with University or faculty management. Members of KVL (Chamber of Veterinarians) sit on boards for final state examinations in clinical sciences.

The Chamber of Veterinarians may raise comments directly at meetings with University management; further, a member of KVL is on the Science Council of the faculty, which reviews and approves the curriculum and compliance with the curriculum. KVL members also sit on boards for final state examinations in clinical . KVL has its registered seat on campus. The University cooperates with KVL in professional activities (for instance, support to the organization of the World Veterinary Congress in Prague in 2013). Nonetheless, the University and KVL do not always agree because the University's mission and internal interests of KVL differ.

The Federation of the Food and Drink Industries of the Czech Republic may raise comments directly at meetings with faculty management, and a representative of the faculty is in close contact with the Federation of the Food and Drink Industries where the curriculum and compliance with the curriculum can be discussed.

5.9 Continuing education assurance

Continuing education assessment is provided in Chapter 7.

5.10 Assessment of training programmes and the award of the title of veterinary surgeon

The veterinary training curriculum is based on Directive No. 36/2005/EC, on the recognition of professional qualifications, as well as EU directives regulating food safety in particular, experience presented at meetings of the European Association of Establishments for Veterinary Education (EAEVE) and its documents (for instance, SOP), recommendations contained in the 2005 report on the international evaluation of UVPS Brno, Report on the visit to the University of Veterinary and Pharmaceutical Sciences



Training in game diseases takes place in the field at the School Agricultural Farm in Nový Jičín

Brno, as well as the veterinary training traditions of UVPS Brno spanning a period of 95 years.

The curriculum is proposed by faculty management (dean) and the draft curriculum is reviewed by the Veterinary Training Board, in the Academic Senates of the faculties, and approved by the Science Councils of the faculties and then submitted to the Accreditation Board for accreditation. The obtained curriculum serves as a study programme for undergraduate veterinary training.

Rules governing undergraduate study are set forth in the Study and Examination Code. Teaching following the curriculum is provided by clinics, department and sections of the faculties, and compliance with the curriculum. The teaching programme is checked by the departments of student affairs of the faculties (for every student) and faculty management (vice-dean, dean). The curriculum procures the requisite standard of learning output, i.e. professional knowledge, professional skill and professional competence of veterinary training graduates.

The curriculum and teaching programme and the provisions made are assessed by students from their point of view (students are represented on the Rector's Advisory Board, Dean's Board of Advisors, Veterinary Training Board, Academic Senates of the faculties and the University, and may raise comments through student organizations, interest organizations or on an individual basis), and also by teachers, departments and clinics with a view to training and provisions for training. Any comments and sug-

gestions are presented to faculty management and reflected in minor changes and alterations of the curriculum and study programme.

The curriculum and teaching programme and the provisions made are also assessed by stakeholders who are represented on the Science Councils of the University and the faculties, the Executive Council of the University, who have members in boards for final state examination, are involved in direct training of students or in direct dealings with the Rector or faculty deans.

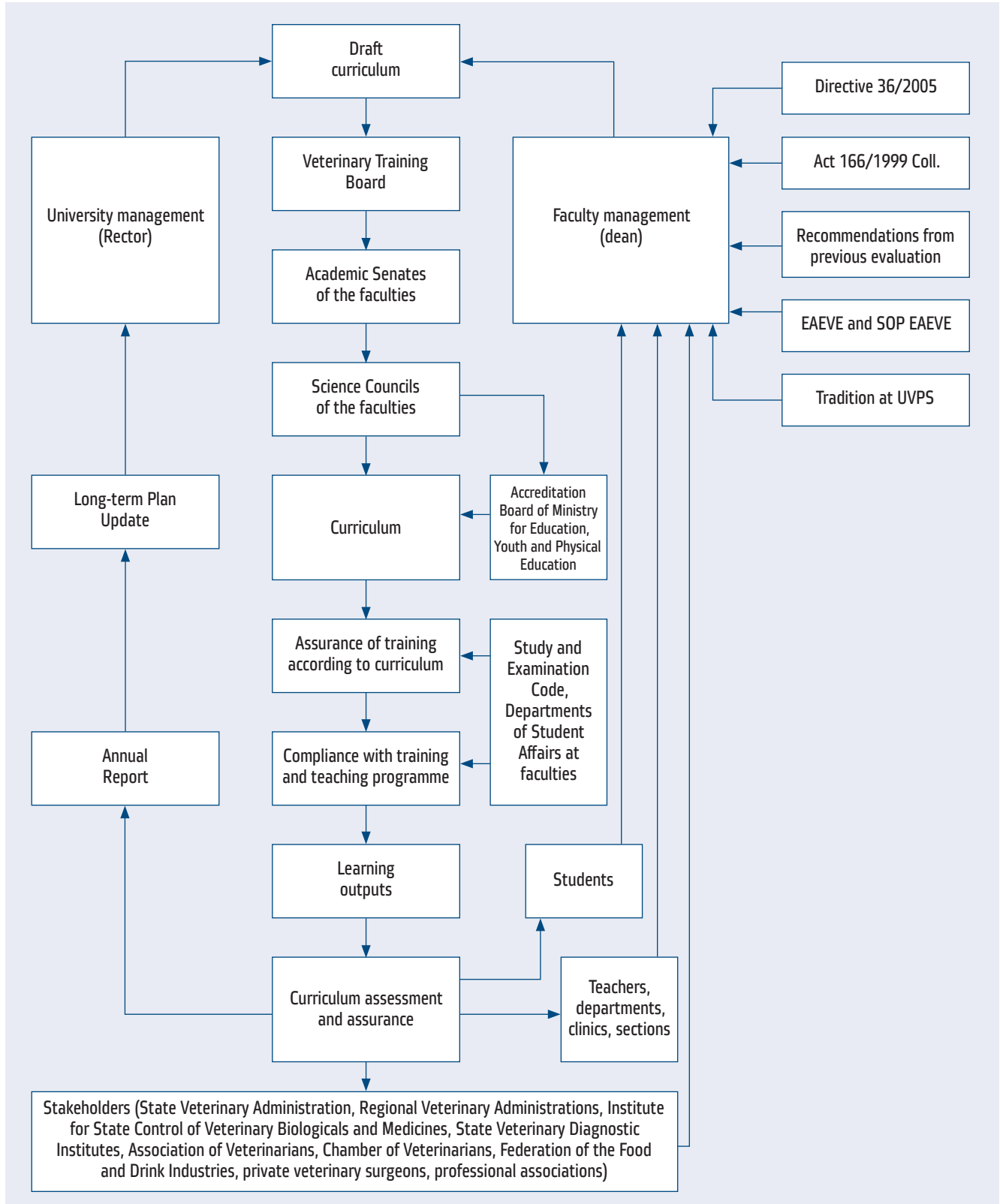
The curriculum and teaching programme and the provisions made are assessed in the University's Annual Report on Activities (approved by the University's Science Council, Executive Council and Academic Senate, and by the Ministry of Education, Youth and Physical Education). Any comments are incorporated into the Long-term Plan Update (approved by the University's Science Council, Executive Council and Academic Senate, and by the Ministry of Education, Youth and Physical Education). Suggestions for changes to the curriculum and the study programme arising in this process are raised by the Rector when discussing the draft curriculum with faculty management.

Outside assessment of undergraduate study is performed by the Accreditation Board of the Ministry of Education, Youth and Physical Education. The assessment is performed when an application for accreditation or re-accreditation of a course is submitted, generally once in

every six, ten or twelve years (the features assessed include for instance the focus of the course, expert and teacher staffing of the course, staffing in terms of supervisors and director of studies, scientific standard and publication, the ability to obtain funding for study, numbers of students on the course).

Upon successful accreditation, the Accreditation Board grants the university an authorization to provide undergraduate training resulting in the MVDr. degree for the respective differentiation tracks in the upcoming period (generally 10 to 12 years).

5.11 Scheme AP 7: Assessment of training programmes and the award of the title of veterinary surgeon



ASSESSMENT OF QUALITY ASSURANCE FOR CLINICS, LABORATORIES AND FARM (AP 8)

6.1 Clinical, laboratory and farm activities at the University

6.1.1 Clinical activities

Clinical activities at the University are concentrated at four clinics: Small Animal Clinic, Avian and Exotic Animal Clinic, Equine Clinic, Ruminant and Swine Clinic.

6.1.1.1 Small Animal Clinic

The Small Animal Clinic is located in the Clinics for Small Animals and consists of a reception, which serves for the registration of patients, out-patient surgeries, operating theatres, ICU, premises for post-operative stay of patients, and premises for hospitalization of patients. The clinic is open 52 weeks a year, 7 days a week, and staffed by veterinarians 24 hours a day.

The clinic provides standard out-patient and in-patient veterinary care, as well as specialized care, in all important areas of dogs and cats diseases. The clinic has state of the art aseptic operating theatres and an intensive care unit, equipment for computer tomography, ultrasonography, arthroscopy, laparoscopy, endoscopy, electrocardiography, electroencephalography/electromyography, a gamma cam-

era and, for research purposes, with magnetic resonance and MRI navigated C-arm.

The clinic has an excellent reputation in the area of dogs and cats diseases in the Czech Republic, and is known for its high standard in the area of surgery and orthopaedics.

The number of patients – cats and dogs treated at the clinic as out-patients or hospitalized at the clinic – was 9,068 animals per year on average over the last three years.

6.1.1.2 Avian and Exotic Animal Clinic

The Avian and Exotic Animal Clinic is located in the Clinics for Small Animals, uses the reception in the pavilion for the registration of its patients, and consists of out-patient surgeries, operating theatres, premises for post-operative stay of patients, and premises for hospitalization of patients. The clinic is open 52 weeks a year, 7 days a week. Regular hours are from 7 a.m. till 3 p.m. Between 3 p.m. and 7 a.m. on business days and the whole day Saturday and Sunday, the clinic runs in emergency mode whereby veterinarians on stand-by can be reached by phone, and if it is necessary, they provide emergency veterinary care,



Preparing a patient in the operating theatre at the Small Animal Clinic



The Equine Clinic provides specialized care in all areas of equine diseases

perform acute surgeries and provide post-operative care and care of hospitalized animals as needed.

The clinic provides standard out-patient and in-patient veterinary care, as well as specialized care, in all important areas related to birds, reptiles and small mammals. The clinic is equipped for ultrasonography and X-ray examination, diagnostics, and least invasive interventions using rigid and flexible endoscopy. Critical patients are stabilized in oxygen boxes and their vital signs monitored by special devices designed for exotic animals. There are also devices available for the administration of inhalator anaesthesia using both isoflurane and sevoflurane.

The clinic has an excellent reputation in the area of avian diseases (in particular pet breeding), diseases of reptiles and small mammals in the Czech Republic and is known abroad for its activities (Austria).

The number of patients – poultry and rabbits treated at the clinic as out-patients or hospitalized at the clinic – was 1,471 animals per year on average over the last three years. The number of patients – birds, reptiles and small mammals treated at the clinic as out-patients or hospitalized at the clinic – was 4,258 animals per year on average over the last three years.

6.1.1.3 Equine Clinic

The Equine Clinic is located in the Clinics for Large Animals, has its own reception for the admission and registration of patients, and consists of out-patient surger-

ies, operating theatres, premises for post-operative stay of patients, ICU, and premises for hospitalization of patients. The clinic is open 52 weeks a year, 7 days a week, and staffed by a veterinarians 24 hours a day.

The Equine Clinic provides standard out-patient and in-patient veterinary care, as well as specialized care, in all important areas of equine diseases. The Equine Clinic is clinical facility with modern equipment that is not available out in the field. Its top qualities include the department of anaesthesiology and resuscitation, ICU for foals, arthroscopy and other surgical methods, including trans-endoscopic application of laser surgery and the possibility of using a high-speed treadmill for stress tests. The Equine Clinic collaborates with a horse rescue service, which is equipped for the recovery of horses and transport of acute and recumbent patient.

The Equine Clinic is an important clinical centre for equine diseases, with a great number of patients from the Czech Republic and from abroad.

The number of horses treated at the clinic as out-patients or hospitalized at the clinic was 1,153 animals per year on average over the last three years.

6.1.1.4 Ruminant and Swine Clinic

The Ruminant and Swine Clinic is located in the Clinics for Large Animals and in the Pavilion of Swine Diseases. It admits and registers patients, includes stabling for out-patient care provided to ruminants, operating theatres,

premises for post-operative stay of patients, and stables for hospitalization of patients. The clinic is open 52 weeks a year, 7 days a week. Regular hours are from 7 a.m. till 3:30 p.m. Between 3:30 p.m. and 7 a.m. on business days and the whole day Saturday, Sunday and on bank holidays, clinical care of ruminants is provided on an emergency care basis whereby veterinarians on stand-by can be reached by phone, and if need be, they provide emergency veterinary care. In clinical care of pigs, regular hours are from 7 a.m. till 3:30 p.m., and from 8 a.m. till 12 a.m. on Saturdays and Sundays, with a veterinarian in attendance. At other times, veterinarians on stand-by can be reached by phone.

The Ruminant and Swine Clinic provides standard out-patient and in-patient veterinary care for ruminants and in-patient veterinary care for pigs, as well as specialized care, in all important areas ruminant and swine diseases. Its activities are particularly extensive as regards the mobile clinic, which focuses on reproductive disorders, obstetrics and gynaecology and production diseases.

The number of animals treated at the clinic as out-patients or hospitalized at the clinic was 409 animals per year on average over the last three years (cattle, sheep, goats, pigs, llamas and alpacas). The number of animals treated at the mobile clinic was 24,364 animals per year over the last three years.

6.1.1.5 Clinical work – a summary

The number of animals treated at the University's clinic as out-patients or hospitalized at the clinics is over 16,300 patients per year, and 24,300 patients per year are treated through mobile clinics.

Quality of performance is assured through good clinical practice, and the interest clients manifest in both regular and specialized veterinary care, and the high number of referrals from veterinary practitioners testify to the quality of clinical work performed at the University.

6.1.2 Laboratory work

Diagnostic laboratory activities at the University are concentrated in two centres with a view to the existence of two large clinical centres: Clinics for Small Animals (the Small Animal Clinic and the Avian and Exotic Animal Clinic), and Clinics for Large Animals and Swine Disease Pavilion (the Equine Clinic, the Ruminant and Swine Clinic). Diagnostic work for the Clinics for Small Animals is performed in the Small Animal Clinical Laboratory, and for the Clinics for Large Animals, in the Large Animal Clinical Laboratory. Further, specialized laboratory work is undertaken at the departments.

6.1.2.1 Laboratory work focusing on small animals

Diagnostic laboratory work for the purposes of clinical examination of small animals (in particular dogs, cats, birds,

reptile, small mammals, exotic animals) takes place in the Central Small Animal Laboratory. It analyzes in particular blood, plasma, serum, urine and exudates from a biochemical, haematological, immunological and cytological perspective. The laboratory analyzes approx. 14,000 samples per year.

6.1.2.2 Laboratory work focusing on large animals

Diagnostic laboratory work for the purposes of clinical examination of large animals (in particular cattle, sheep, goats, pigs, horses) is concentrated at the Central Large Animal Laboratory. It analyzes in particular body fluids, rumen fluid, milk, colostrum and exudates of large animals. The laboratory analyzes approx. 5,000 samples per year.



The Small Animal Clinical Laboratory

6.1.2.3 Other laboratory work

Other laboratory work at the level of pre-clinical and other examination is also performed in the respective departments, with some of the specialized laboratory clinical examinations being performed at clinics. These laboratories focus on anatomy and histology, pathology, parasitology, epizootology and microbiology and immunology, toxicology, radiobiology, animal nutrition, animal hygiene, reproductive indicators and embryology, special diagnostics in avian medicine, in wildlife and fish, and analysis of samples in food hygiene. Through their activities performed for the practice sector, these laboratories develop the specialized diagnostic veterinary work in individual departments or clinics, and thus facilitate direct instruction of students using samples for laboratory diagnostics from the practice sector. Some 11,000 samples per year are analyzed there.



Specialized laboratory activities

6.1.2.4 Laboratory work – a summary

Over 30,000 samples from the practice sector are analyzed at the University's laboratories every year.

Quality of performance is assured through good clinical practice, and the interest in laboratory analyses and examination results manifested by both the practice sector and other facilities at the University testifies to the quality of laboratory diagnostic work performed at the University.

6.1.3 Farm work

Farm work takes place at the farms of the School Agricultural Farm in Nový Jičín.

The School Agricultural Farm is located near Nový Jičín (144 km far from Brno) and near Nové Dvory (16 km far from Brno) and has a total acreage of 3,299 hectares.

At the School Agricultural Farm, there are sheds and facilities for the rearing of cattle numbering 2,610 heads in total. The School Agricultural Farm further has pig-rearing facilities for all pig categories; the pigs total 4,977. Horses are also kept at the School Agricultural Farm in number around 23, these are riding horses. As regards poultry production, the School Agricultural Farm runs a pheasantry where over a thousand pheasants are reared annually; the pheasants are released onto the hunting

grounds and hunted by way of joint hunts. As regards game production, there is a game enclosure at the School Agricultural Farm where some 200 fallow deer and 20 mouflons are kept. There are also hunting grounds at the School Agricultural Farm for the rearing and hunting of game, in particular roe deer, wild boars, hares and pheasants, or vermin (foxes, etc). There are apicultural facilities on University campus, the total number of bee colonies currently numbering 22; the honey and other bee products are used in the training of students.

Quality of performance is assured through the satisfaction of conditions of rearing of food animals from a welfare perspective, the compliance with which is supervised by the Regional Veterinary Administration, from the point of view of production conditions by meeting conditions for the quality of products stipulated with regard to the purchase meat, milk and other products by food-processing companies.

6.1.4 Experimental animals

There is a number of facilities on University campus for the keeping and handling of experimental animals used in teaching and in research. Depending on the focus of the individual clinics and departments, these are facilities of various types for traditional laboratory animals

(mice, rats, rabbits, poultry, fish, frogs, small birds), as well as less common species of laboratory animals (non-traditional rodents, reptiles, etc.) and other experimental animals (pigs, cattle, sheep, goats, dogs, cats, etc.). The number of animals used in teaching and research depends on the focus of instruction, number of students, focus of the experiments and the research projects conducted. The facilities in question have been accredited for the handling of experimental animals by the Ministry of Agriculture in 2009 in accordance with national Act No. 246/1992 Coll., on the Prevention of Cruelty to Animals, as amended. Each experiment (i.e., the use of animals in teaching or research) is then subject to separate approval by the Board of Ethics for Animal Protection, and by the Ministry of Education, Youth and Physical Education within the specific projects.

The keeping of experimental animals at the University is subject to state supervision performed by the Regional Veterinary Administration for the South Moravia Region.

Quality of performance is assured through the satisfaction of conditions applicable to the accreditation granted, the approval of every experiment by the University's board of ethics for the protection of animals, the approval of every experiment by the Ministry of Education, Youth and Physical Education, and the supervision performed by the Regional Veterinary Administration for the South Moravia Region.



Training of students in the pharmacology classroom

6.1.5 Special activities

There are special facilities at the University the activities of which are subject to special regulation: they need special authorizations for their activities, are subject to a special commission and supervised by a special body of state administration. The University has a facility, which works with high-risk biological agents and toxins, a facility utilizing genetically modified organisms, a facility working with radioisotopes, facilities using X-ray machines, a facility authorized to work with certain addictive substances, and a facility authorized to work with hazardous chemical substances.

6.1.5.1 Facility working with high-risk biological agents and toxins

The facility working with high-risk biological agents and toxins is located in building No. 33 and serves for research, as well as student training focusing on dangerous biological agents.

Quality of performance at the facility is supervised by the University's Commission for Handling of High-risk Biological Agents and Toxins, and is subject to state supervision performed by the Department for Biological Weapons Prohibition of the State Authority for Nuclear Safety.

6.1.5.2 Facility utilizing genetically modified organisms

UVPS Brno has a facility utilizing genetically modified organisms.

Quality of performance at the facility is supervised by the University's Commission for the Handling of Genetically Modified Organisms, and is subject to state supervision performed by the Department of Environmental Hazards of the Czech Ministry of the Environment.

6.1.5.3 Facility handling radioisotopes

The facility handling radioisotopes has an authorization to act as a laboratory with open radiators of the 1st category, and as of 2006, with radiators of the 2nd category. The facility is equipped with equipment for gamma-spectrometric route measuring, which enable a quantitative determination of the activity of radionuclides in food chains, radiometers for the determination of general activities and electronic personal dosimeters – i.e., equipment corresponding to the current professional standard.

Quality of performance at the facility is supervised by the University's Commission for the Handling of Radioisotopes, and is subject to state supervision performed by the State Authority for Nuclear Safety.

6.1.5.4 Diagnostic imaging facility

Diagnostic imaging facilities are set up in both large clinical centres at the University, i.e., Clinics for Small Animals and Clinics for Large Animals. These facilities use high-powered X-ray machines and other equipment.

Quality of performance at these facilities is supervised by the University's Commission for X-Ray Work, and it is subject of state supervision performed by the State Authority for Nuclear Safety.

6.1.5.5 Facilities utilizing addictive substances

The University further has facilities authorized to work with addictive substances (narcotics, psychotropic substances and adjuvans). These are used in training, experimental work and clinical practice.



Diagnostic imaging facility at the Clinics for Small Animals

Quality of performance at these facilities is supervised by the University's Commission for the Handling of Addictive Substances and Precursors, and the facilities are subject to state supervision performed by the Inspectorate of Narcotics and Psychotropic Substances of the Czech Ministry of Health.

6.1.5.6 Facilities utilizing hazardous chemical substances and preparations

Hazardous chemical substances and preparations are used at a number of the University's departments and clinics. These facilities are staffed by staff with requisite professional university qualifications and technical staff trained by them on a regular basis. Work procedures for the handling of such substances are in place at every such facility. The procedures are supplemented by work safety sheets supplied by the suppliers of the respective chemical substances. The facilities in question work with chemical substances and preparations classified as highly toxic.

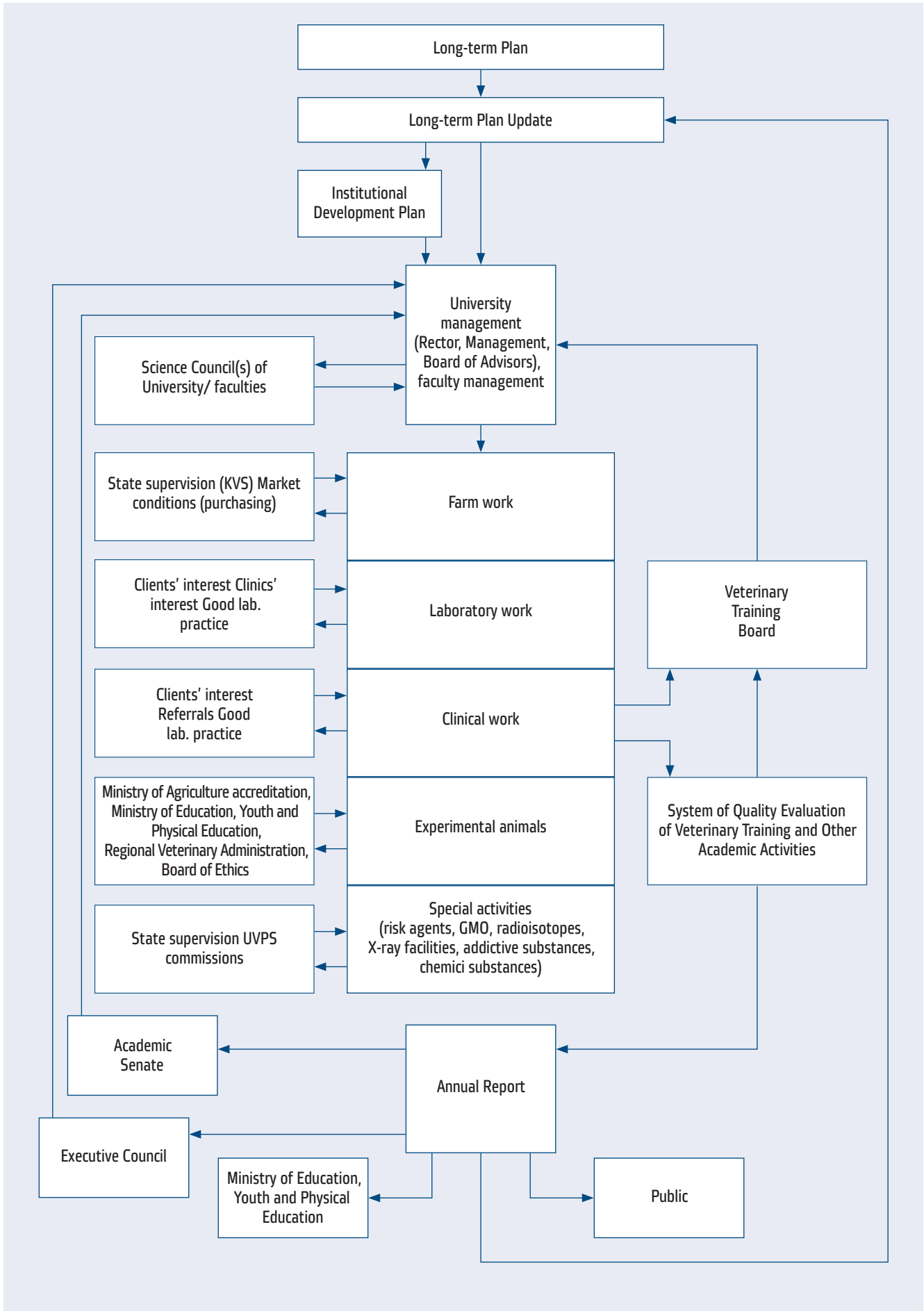
Quality of performance at these facilities is supervised by the University's Commission for the Handling of Hazardous Chemical Substances.

6.2 Assessment of quality of clinical, laboratory, farm and other work

The quality of clinical, laboratory, farm work, activities involved in experiments on animals and activities of spe-

cial facilities are supervised by clients (the public), the practice sector, market mechanisms, outside bodies of state administration and the University's internal commissions. It is assessed at departments and clinics by the head of clinics, in sections by section heads, at the level of the faculty by the dean; the quality of performance is addressed by the Veterinary Training Board, and by the University management and the Rector's Board of Advisors. Clinical, laboratory, farm and other work is covered by the University's Long-term Plan (and the long-term plans of the faculties), the Long-term Plan Update (and the long-term plan updates of the faculties), as well as the Institutional Development Plan. Assessment of these activities is included in the System of Quality Evaluation of Veterinary Training and other academic activities at the University, and is covered by the University's Annual Report on Activities (and the annual reports of the faculties) approved by the Science Council of the University (and the faculties), the Executive Council of the University (and the faculties), the Academic Senate of the University (and the faculties), and by the Ministry of Education, Youth and Physical Education. If any suggestions are made as regards improvement of the quality of performance, they are incorporated into the Long-term Plan Update and implemented by University management, as well as the management of the faculties, sections, clinics and departments.

6.3 Scheme AP 8: Assessment of quality of clinical, laboratory, farm and other work



ASSESSMENT OF CONTINUING EDUCATION (AP 9)

7.1 Organization of continuing education

Veterinary and Pharmaceutical University is involved in the organizing of continuing education. A university department responsible for continuing education is the Institute for Continuing Education and Informatics that belongs to the chancellor's office and is directed by the Vice-Chancellor for Education. The Institute for Continuing Education is managed by the Head of Institute. The extension education at various educational events is performed by university teachers or by specialists.

Courses authorizing their graduates to perform specific activities

UVPS Brno offers continuing education to veterinary practitioners and other persons pursuant to Act 246/1992 Coll. on the protection of animals against cruelty (training courses for persons who perform the state surveillance over animal protection, training courses for persons managing experiments on animals, training courses for persons who perform experiments on animals).

In addition, UVPS offers other training courses following legal regulations (training of persons responsible for examination of wild game carcasses, training of persons who carry out animal transport, and others).

UVPS also organizes training courses on catching and handling of stray and abandoned animals including care of animals in shelters, on collection and safe disposal of pet cadavers, artificial insemination techniques in cattle, sheep, goats, artificial insemination of horses, a training course for sellers of dedicated medicinal products and a course for beehive inspectors.

The courses are concluded with official examinations in the relevant fields upon which a certificate is granted that authorizes the course graduate to perform the activities he or she was trained for in the course.

Updating courses

Veterinary and Pharmaceutical University Brno provides many other training courses within continuing education, e.g. Administrative Procedures in the Practices of Veterinary Administration Bodies, Poultry Breeding,



Training in a continuing education course

Safety of Production and Processing of Animal Origin Foodstuffs, etc.

The courses are concluded with examinations and successful graduates are granted a certificate of completion.

Courses for seniors – Third Age University

Veterinary and Pharmaceutical University Brno runs so-called Third Age University intended mainly for seniors, and focusing on topics such as Man and Animals, Man and Healthy Food, Health and Medicinal Drugs, Pharmacy and Veterinary Medicine. The Third Age education is very popular and demand exceeds supply.

The educational courses are not completed with examinations but attendees fill in questionnaires assessing the

quality of education and receive a certificate confirming at least 75% attendance of their course.

Special interest courses

Veterinary and Pharmaceutical University Brno organizes special interest educational activities for both the university staff and general public (e.g. Management and Marketing in Science, Coaching – Modern Method of Development and Leadership, Preparatory Course for Prospective Students at UVPS).

7.2 Courses in 2012

The list of continuing education courses is given in the table below.

Table: List of continuing education courses organized by UVPS

No.	Date	Educational event	No. of participants
1	13 March-16 Feb, 2012	Specialist course on catching and handling of stray and abandoned animals, animal care in shelters, collection and safe disposal of pet cadavers	25
2	27 Feb, -1 March, 2012	Specialist course on catching and handling of stray and abandoned animals, animal care in shelters, collection and safe disposal of pet cadavers	20
3	26-30 March, 2012	Specialist course: AI technician specialized in cattle, sheep and goat artificial insemination	16
4	11-13 April, 2012	Educational training course for the acquisition of professional competency certificate according to § 17 Article 3 of Act 246/1992 Coll. on the protection of animals against cruelty, as amended	8
5	19 April, 2012	Specialist course: AI technician specialized in cattle, sheep and goat artificial insemination – exam	20
6	23-26 April, 2012	Specialist course on catching and handling of stray and abandoned animals, animal care in shelters, collection and safe disposal of pet cadavers	41
7	27 April, 2012	Specialist course: AI technician specialized in horses – exam	18
8	14-17 May, 2012	Specialist course on catching and handling of stray and abandoned animals, animal care in shelters, collection and safe disposal of pet cadavers	32
9	18-19 June, 2012	Course for sellers of dedicated medicinal products	15
10	11-14 June, 2012	Specialist course on catching and handling of stray and abandoned animals, animal care in shelters, collection and safe disposal of pet cadavers	21
11	25-28 June, 2012	Specialist course on catching and handling of stray and abandoned animals, animal care in shelters, collection and safe disposal of pet cadavers	9
12	10-13 Sept, 2012	Specialist course on catching and handling of stray and abandoned animals, animal care in shelters, collection and safe disposal of pet cadavers	52
13	21 Sept, 2012	Examinations of beehive inspectors (Nasavrky)	20
14	24-27 Sept, 2012	Specialist course on catching and handling of stray and abandoned animals, animal care in shelters, collection and safe disposal of pet cadavers	8
15	5-8 Nov, 2012	Specialist course on catching and handling of stray and abandoned animals, animal care in shelters, collection and safe disposal of pet cadavers	31
16	26-29 Nov, 2012	Specialist course on catching and handling of stray and abandoned animals, animal care in shelters, collection and safe disposal of pet cadavers	17
17	26-27 Nov, 2012	Course for sellers of dedicated medicinal products	7
18	30 Nov, 2012	Specialist course: AI technician specialized in cattle, sheep and goat artificial insemination – exam	5
19	9-13 Jan, 2012	Educational training course for the acquisition of professional competency certificate according to § 17 Article 3 of Act 246/1992 Coll. on the protection of animals against cruelty, as amended	46

20	18-19 Jan, 2012	Administrative procedures in the practices of veterinary administration bodies	40
21	14-18 May, 2012	Educational training course for the acquisition of professional competency certificate according to § 17 Article 3 of Act 246/1992 Coll. on the protection of animals against cruelty, as amended	42
22	23-24 May, 2012	Administrative procedures in the practices of veterinary administration bodies	37
23	8-12 Oct, 2012	Educational training course for the acquisition of professional competency certificate according to § 17 Article 3 of Act 246/1992 Coll. on the protection of animals against cruelty, as amended	32
24	30 Oct-1 Nov, 2012	Traning of veterinary officials on how to perform audits in food processing plants	29
25	1 Jan-30 June, 2012	Integrated traninig for official inspection staff	74
26	I-XII/2012	Third Age University – Health and Medicinal Drugs	118
27	I-XII/2012	Third Age University – Man and Healthy Foodstuffs	169
28	I-XII/2012	Third Age University – Man and Animals	61
29	I-XII/2012	Third Age University – Pharmacy and Veterinary Medicine (Prague)	15
30	2-3 Feb, 2012	Technical course for the acquisition of certificate of competency for drivers and accompanying persons of road vehicles intended for animal transport	20
31	8-9 Feb, 2012	Specialized training aimed on examination of wild game carcasses – basics (Prague)	77
32	1 March, 2012	11th Conference on Health Safety of Production and Processing of Animal Origin Foodstuffs	118
33	8-9 March, 2012	Specialized training aimed on examination of wild game carcasses – basics (Přibram)	40
34	20-21 March, 2012	Specialized training aimed on examination of wild game carcasses – basics (Brno)	49
35	16 April, 2012	Seminar on requirements for receiving the laboratory animal accreditation	10
36	11-12 May, 2012	Specialized training aimed on examination of wild game carcasses – basics (Blansko)	15
37	7-8 June, 2012	Technical course for the acquisition of certificate of competency for drivers and accompanying persons of road vehicles intended for animal transport	13
38	7-8 June, 2012	Specialized training aimed on examination of wild game carcasses – basics (Ústí nad Orlicí)	22
39	22 Sept-15 Dec, 2012	Preparatory course on high school biology, chemistry and physics	158
40	20-21 Sept, 2012	Technical course for the acquisition of certificate of competency for drivers and accompanying persons of road vehicles intended for animal transport	12
41	13-14 Sept, 2012	Specialized training aimed on examination of wild game carcasses – basics (Prague)	22
42	2-3 Oct, 2012	Animal Protection and Welfare 2012	89
43	18-19 Oct, 2012	39th Czech Poultry Conference with International Participation	97
44	16 Jan-16 April, 2012	Management and marketing in science	18
45	17-30 April, 2012	Couching – a modern method of development and leadership	11
46	25 Nov, 2012	Workshop – UVPS Brno – mass spectrophotometry, capillary electrophoresis	24
47	11 Sept, 2012	University education – Human resources in research and development	12
48	18 Sept, 2012	Non-verbal communication and assertivity	6
49	25 Sept and 9 Oct, 2012	Professional communication – Leadership I and II	7
50	16 Oct, 2012	Solving practical situations in communication: conflict mastering	7
51		Spoken and Technical English	25
52	23 Oct, 2012	MS Exel, MS PowerPoint – options and use	12
53	IX-XI/2012	MOODLE – e-learning system	8
54	30 Oct, 2012	Processing of experimental data and modelling	6
Total			1906

In 2012, 54 courses were performed, with 1906 attendees in total.

7.3 Assessment of continuing education

Continuing education organized by the University includes courses for veterinarians as well as courses containing veterinary knowledge intended for different professions, courses for seniors and interest courses, including a preparatory course for prospect students at UVPS.

The Veterinary University is authorized to organize continuing education follows pursuant to Higher Education Act (Act no.111/1998 Coll.) or other special acts. The terms of continuing education are summarized in the University Status document. The objectives of continuing education are set out in the Long Term Intentions of the University and specified in the Updates on Long-Term University Intentions.

The requirements to organize these courses ensue from legal and state administration requirements, e.g. Ministry of Agriculture, State Veterinary Administration (courses focused on animal protection), or even professional practice demands (e.g. artificial insemination courses). The courses for seniors follow the educational policy requirements (Ministry of Education, Youth and Physical Education). The special interest courses are required by professionals or the general public.

Conditions set out for course organization differ according to the scope of course and can be stipulated by legal regulations (animal protection courses), required by

state administration (e.g. State Veterinary Administration requires special courses for veterinary officials), or are decided by the University.

Usually a course is announced in a way, which is usual for a given course (e.g. by the Ministry, State Veterinary Administration or a given organization (e.g. Czech Gamekeepers Union) or at the UVPS web pages.

At the beginning of each course, participants are informed about organizational conditions, back-up, study programme, teachers, evaluation criteria, requirements for final examination and course completion, terms of granting a certificate of completion.

The teaching of courses is provided by university teachers and specialists, depending on the scope of a course.

In the end of a course, the evaluation by participants is usually performed, either in oral or written form.

In the case that a course includes the testing of attendees knowledge, examinations are organized according to terms set out at the beginning of the course.

After a successful completion of a course (including final examinations), participants receive a certificate of completion.

Continuing education at the University is continually evaluated by the Head of the Institute for Continuing Education. If drawbacks are found (e.g. mentioned in evaluations by course participants), corrective actions are taken.

Continuing education is evaluated by the University Management, too. The Head of the Institute for Continuing Education and Informatics submits a report on the



Lecture in a course for senior citizens - University of the Third Age

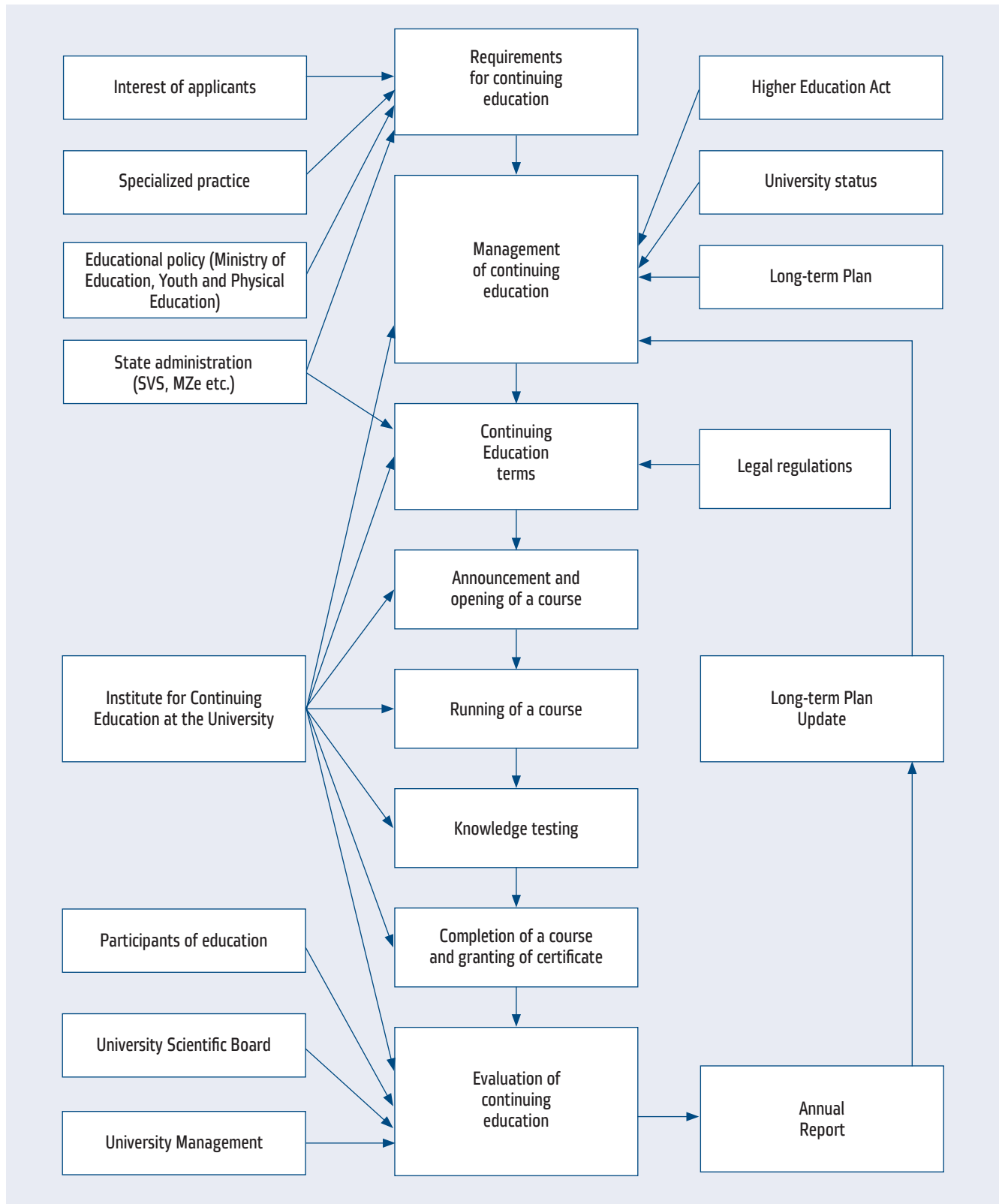
Institute's activities, which is assessed by the University Management members.

Continuing education is further evaluated by the University Scientific Board. The evaluation is included in the vice-chancellor's report on educational activities at the university and assessed by members of the Scientific Board.

Continuing education is further assessed by the University Chancellor in the Report on University Activities. Eventual measures ensuing from the evaluation of continuing education are subsequently incorporated in the Updates of Long Term University Intentions.

The evaluation process of continuing education is represented by the following diagram:

7.4 Scheme AP 9: Assessment of continuing education



ASSESSMENT OF RESEARCH (AP 10)

8.1 Research organization

Research in the area of veterinary medicine at the University of Veterinary and Pharmaceutical Sciences Brno is organized at several levels depending on the type of research funding. Scientific and research work can be divided as follows according to funding:

- institutional research,
- specific university research,
- grant research,
- contractual research,
- research under CEITEC,
- research under ICRC.

8.1.2 Institutional research

For its scientific and research work, the University of Veterinary and Pharmaceutical Sciences Brno used funds for institutional support for research institutions (institutional research) received from the Ministry of Education, Youth and Physical Education on the basis of a point score assigned for recognizable output in accordance with the methodology of the Government Council for Science, Research and Innovations. Funds are distributed among researchers working on scientific and research tasks with

a view to their share in the funds so raised for the support of their further scientific research work. Scholarly and other publications in particular are the outcome of such projects.

8.1.3 Specific university research

The University of Veterinary and Pharmaceutical Sciences Brno uses funding of specific university research for its scientific and research work, which funding is obtained on the basis of an assessment of its performance using a methodology for the calculation of specific university research funding for individual universities. These funds are used to finance scientific and research work performed by students. These funds are used to support scientific and research work performed by students, IGA UVPS Brno organization, and the organization of a student science conference related to IGA UVPS Brno projects. Funds are distributed to researchers who succeeded in a grant competition held by the University's Internal Grant Agency. Upon completion of project work, IGA UVPS Brno holds a conference at which the projects are defended in front of committee. Scholarly and other publications in particular are the outcome of specific university research.



Lecture at a student science conference presenting IGA VFU Brno projects

8.1.4 Grant research

The University of Veterinary and Pharmaceutical Sciences Brno works on research projects for which it obtained funding in grant competitions held by grant agencies (e.g., Grant Agency of the Czech Republic, National Agency for Agricultural Research, etc.). Funds are distributed among researchers and research teams, which received grants. Upon completion of project work, the projects are evaluated. Scholarly and other publications in particular are the outcome of grant research.

8.1.5 Contractual research

The University of Veterinary and Pharmaceutical Sciences Brno also obtains research funding in the context of “contractual research” conducted for various institutions, companies and other entities. It involves research in the area of veterinary medicine, in particular the performance of clinical experiments and laboratory analyses, and their assessment in order to verify or refute a particular hypothesis. Reports on the outcome for the contracting authority in particular are the outcome of contractual research.

8.1.6 Research under CEITEC

The University of Veterinary and Pharmaceutical Sciences Brno participates in the centre of excellent research, Central European Institute of Technology (CEITEC), which serves as an umbrella organization for the establishment and activities of a European centre of scientific excellence integrating research in the field of life sciences and advanced materials and technology. CEITEC is located in Brno and selected Brno universities and selected research institutions take part in it.

Under the project, state of the art research technologies were acquired by UVPS Brno; they will help improve the quality of research conducted in particular in the area of veterinary molecular biology and nanotechnologies.

The activities of UVPS Brno under CEITEC are based on an agreement signed by UVPS Brno and other partners involved in the CEITEC project. UVPS Brno has created conditions for research under this project of excellence in terms of premises, equipment, staffing, materials provisions and financing.

A separate organization unit was established at the University of Veterinary and Pharmaceutical Sciences Brno at university level, Central European Institute of Technology, UPVS Brno (“CEITEC UVPS Brno”).

Scholarly publications in particular are the outcome of project work. The most important publication output of UVPS Brno under CEITEC was the co-authorship of a scientific article in the most prestigious science journal, Nature.

8.1.7 Research under ICRC

The University of Veterinary and Pharmaceutical Sciences Brno is further involved in the project of the International



Medical research conducted under ICRC project – extracorporeal circulation in a pig

Clinical Research Center – ICRC Brno (ICRC) implemented at St. Anne’s University Hospital in Brno (FNUSA), with the U.S. Mayo Foundation for Medical Education and Research (Mayo Clinic) as the strategic partner. The project focuses on medical research, in particular in the area of cardiovascular, neurological and oncological diseases in humans. UVPS Brno collaborates on the project in the part dedicated to experimental verification of new findings on animal models, in particular pigs.

FNUSA acquired and placed modern technologies at UVPS Brno in the context of this collaboration (the technologies are owned by FNUSA). The University of Veterinary and Pharmaceutical Sciences Brno placed these technologies on the premises and at the facilities of the University. The utilization of this potential offered by modern technology is oriented in particular on joint medical research under the ICRC projects.

Unique diagnostic systems and other facilities are used, for instance, nuclear magnetic resonance, ultrasound diagnostic module for cardiovascular imaging, intracardiac ultrasound, state of the art laparoscopic systems, electrocautery with a ligasure system and an argon coagulation unit, highly specialized anaesthesia devices, defibrillators, electrophysiological systems, system for magnetic mapping of the heart, and other specialized equipment.

In formal terms, the collaboration between UVPS Brno and FNUSA is based on Agreement on Collaboration within the International Clinical Research Center Project (ICRC Brno) of 2009. A separate organization unit was established at the University of Veterinary and Pharmaceutical Sciences Brno at university level Central European Institute of Technology, UPVS Brno (“CEITEC UVPS Brno”).

Scholarly publications and medical procedures in particular are the outcome of project work. The most important output of UVPS Brno under ICRC is surgery on immobilized heart using extracorporeal circulation on genetically modified pigs, followed by a longer term survival period and monitoring of the pigs’ health; the surgery took place in the context of development of special biological valves for human use.

Table: Funds raised for research (in '000 EUR)

Funds raised for research (EUR)	2012	2011	2010
Institutional research	1,642	1,444	1,716
Specific university research	359	335	312
Grant research	598	729	1,165
Contractual research	24	47	0
Total	2,623	2,555	3,073

The table includes funding for veterinary research (i.e., it does not include funding for pharmaceutical and other research conducted at the university, for instance).

8.2 List of publications

Results of scientific and research work are published in journals, at conferences and other publication outputs. The list of publications for the respective year is represented by the List of Publications. Publications on the List of Publications are structured as follows:

- publications in journals with impact factor,
- publications in journals without impact factor,
- publications in other journals,
- publications at international conferences, in full and with abstracts
- publications at national conferences, in full and with abstracts
- monographs and chapters in monographs,
- textbooks and chapters in textbooks and lecture notes.

The number of the University's publications in journals with impact factor in the area of veterinary medicine is provided in the table below:

Table: Number of University's publications in the area of veterinary medicine

	2012	2011	2010
No. of publications in impacted science journals	164	144	142

Other information on publication activities in the area of veterinary medicine is summarized in List of Publications for 2012, List of Publications for 2011, List of Publications for 2010.

8.3 Assessment of science and research by the Government Council for Science and Research

The results of scientific and research work are assessed by means of a nation-wide system operated by the Government Council for Science, Research and Innovations (RVVI). The system contains recognized output of scientific and research work conducted by universi-

ties, the Academy of Sciences and other research institutions in the Czech Republic.

In accordance with RVVI's methodology, output of the University's scientific and research work, in particular publications in journals with impact factor, is entered into the system. Using a pre-defined methodology, the system assigns a score to every publications depending on the quality of the journal (based on the ranking of the journal on a list arranged by impact factor size of the journal) as compared to other journals in the field. Where there are multiple authors, the score is divided between the authors. It is thus possible to determine, for the year in question, the score obtained by every university or research facility in the Czech Republic. Within the University, it is possible to determine the score achieved by a particular faculty, or by a specific unit or teacher within that faculty. For evaluation purposes, the sum of scores earned over a period of five years is used. For instance, for 2012, the period of 2007 through 2012 was used.

The scores earned by the University in 2012, 2011 and 2010 (always over the three-year period) are provided in the table below.

Table: Score earned by the University for research in the field of veterinary medicine

	2012	2011	2010
Score earned using RVVI methodology	15,021	12,912	12,849

8.4 Assessment of research

Quality of research starts with the research project proposals for the respective type of research (grant agency projects, institutional research, specific university research – IGA UVPS, contractual research, CEITEC, ICRC). Through selection conducted by the individual research agencies (generally, by way of a competition, review procedure and assessment of the project by a commission), projects of the highest quality are selected.

Project teams work on the projects. During and upon completion of project work, the results of the individual projects are assessed by a research agency (if the project does not bring results, the research team will be disqualified from competing for research projects in the subsequent period).

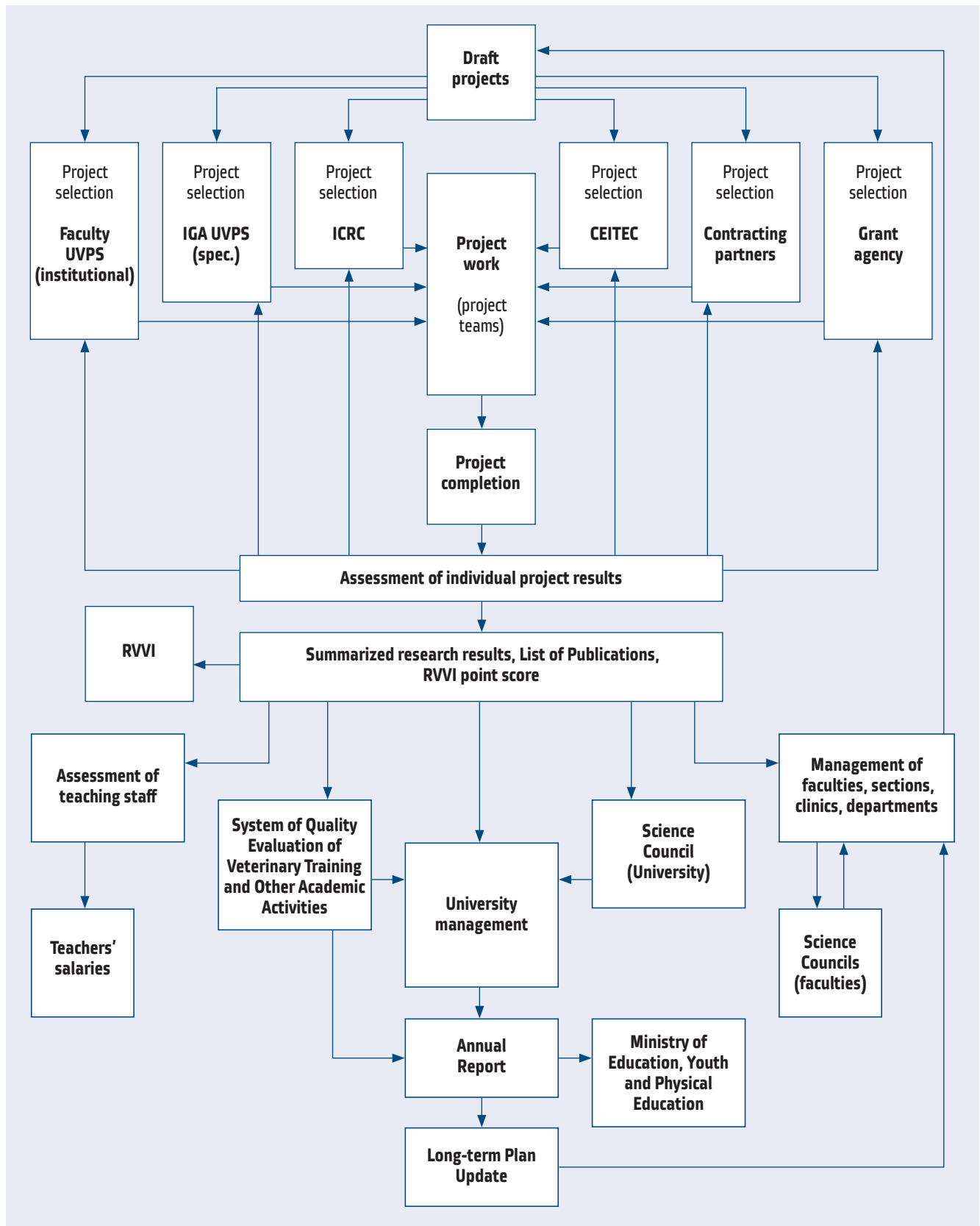
At the level of the University, research results are assessed in summary. The list of publications for that year is sent to RVVI, and the annual List of Publications compiled. These results are a part of the assessment of scientific and research work conducted by the University, which assessment is made by the University management (Rector), the University's Science Council, management of the faculties (sections, clinics, departments) and Science Councils of the faculties, is a part of the System of Quality Evaluation of Veterinary Training and Research and teacher evalua-

tion (a part of the teachers' pay is based on the number of impacted publications, or the point score).

The assessment of the University's scientific and research work is covered by the University's Annual Report on Activities, and any findings capable to improve the

quality standard of scientific and research work are reflected in the Long-term Plan Update for the following year, so that they could be implemented at the faculties, in particular in the preparation of draft projects for the upcoming periods.

8.5 Scheme AP 10: Assessment of research



ASSESSMENT OF INTERNATIONALISATION OF EDUCATION AND RESEARCH (AP 11)

9.1 Organization of internationalisation

The strategic plan of the University of Veterinary and Pharmaceutical Sciences Brno is to strengthen its status as an open European educational institution. In order to implement this strategy (policy), the University shall focus on the following:

- a) meeting conditions related to international evaluation/ accreditation and placement of the University in the List of Evaluated and Approved Institutions by EAEVE, and meeting the conditions stemming from Directive No. 36/2005/EC, on the recognition of professional qualifications,
- b) extending training provided in English and increasing the number of foreign students studying in English,
- c) increasing the mobility of students and academic staff,
- d) extending the involvement of foreign specialists in the educational process at the University,
- e) organization of international summer schools of university training in collaboration with European universities open to foreign students,
- f) foreign cooperation formalized by means of agreements on cooperation with further foreign universities,
- g) the University's participation in organizations relevant to veterinary training,
- h) satisfaction of the Diploma Supplement Label conditions,
- i) extension of the University's involvement in large projects with a substantial international impact (CEITEC and ICRC),
- j) publication of scientific results generated at the University in recognized international scientific journals,
- k) organization of international congresses, conferences, seminars and workshops at the University, and participation of academic staff and students in such activities abroad,
- l) implementation of a training expert centre of the European Commission in the area of health safety and hygiene of meat and meat products,
- m) international training centres at the University,
- n) creation of an international environment at the University, with communication in English.



The University has been expanding its teaching in English and increasing the number of foreign students

9.1.1 Meeting conditions related to international evaluation/accreditation and placement of the University in the List of Evaluated and Approved Institutions by EAEVE, and meeting the conditions stemming from Directive No. 36/2005/EC, on the recognition of professional qualifications

The meeting of conditions related to international evaluation/accreditation and placement of the University in the List of Evaluated and Approved Institutions by EAEVE, and meeting the conditions stemming from Directive No. 36/2005/EC, on the recognition of professional qualifications, is a priority in veterinary training at the University and is assessed by University management, the Veterinary Training Board and the University's Science Council, and under the System of Evaluation of Quality and Other Academic Activities in the Area of Veterinary Medicine.

9.1.2 Extending training provided in English and increasing the number of foreign students studying in English

The extension of training provided in English and increasing the number of foreign students studying in English is a long-term fact at the University, and foreign students in veterinary training studying in English account for 11.5% (the number of foreign students in veterinary training in both Czech and English is 23.1%).

The University is also accredited for postgraduate study programmes (Ph.D. programmes) in English, and offers this option to foreign students who wish to study in English (nevertheless, due to financial barriers in particular, there was no foreign study in these programmes).



Summer School of Exotic Medicine

There is currently one veterinary surgeon studying in the European Board of Veterinary Specialization (EBVS) training at the University.

The University also offers science programmes for post-doctoral students, and these science and research internships are implemented at the University using EU funding.

9.1.3 Increasing the mobility of students and academic staff

Increased mobility of students and academic staff enables them to acquire knowledge and experience abroad, directly in the environment of foreign universities, which offer stays to foreign students and academic staff, contributes to an enhancement of communication between European universities in the area of education, and strengthens the University's good reputation abroad. Mobility increase is effected by means of the University's participation in Life-Long Learning Program – Erasmus, CEEPUS, and under bilateral agreements on mutual exchange of students and academic staff with universities in Europe and the USA under the Freemovers programmes. Short-term agreements were also concluded in order to support the mobility of students and teachers. In 2012, 108 students were sent out and 97 students received, and 4 staff members sent out and 17 received under mobility programmes.

9.1.4 Extending the involvement of foreign specialists in the educational process at the University

Foreign specialists are invited to lecture at the University in order to expand the training of students in veterinary training. The following lectures may be mentioned by way of example: Theresa W. Fossum, DVM, MS, PhD, Dipl. ACVS (USA), Donald A. Hulse, DVM, Dipl. ACVS, Dipl. ECVS (USA), Michael D. Willard, DVM, MS, Dipl. ACVIM (USA), Steve B. Thompson, DVM, Dipl. ABVP (USA), Amy E. Fauber, DVM, MS, Dipl. ACVS, ACVIM (USA), Sorrel Langley-Hobbs, MA, BVetMed, DSAS(O), DECVS, MRCVS (UK), Prof. Dr. Gerry M. Dorrestein (NL), Prof. Dr. Michael Hess, DVM, Dipl. ECPVS (Austria), prof. Schoemaker (NL), dr. L. Schilliger (France), Prof. Dr. Alessandro Spadari, DVM (Italy), Prof. Dr. Chris Lamb, MA VetMB MRCVS DipACVR DipECVDFHEA (UK), Prof. Roman Pogranichniy, DVM, Ph.D. (USA), Prof. MVDr. Georg J. Krinke, CSc. Dipl. ECVF (Austria), prof. Silvia Bernardi DVM (Italy), and many others.

9.1.5 Organization of international summer schools of university training in collaboration with European universities open to foreign students

The University organizes international summer schools of university training in collaboration with European universities open to foreign students. In 2012, the traditional IX.



International conference Lenfeld and Hökl's Days – Food Hygiene and Technology

Summer School of Exotic Medicine and Surgery held in collaboration with the University of Veterinary Medicine Vienna. The summer school was held on July 9–13, 2012. It was attended by a total of 18 participants from 7 countries (Czech Republic, Luxembourg, Malta, Germany, Austria, Romania, Great Britain). Further, Summer School of Osteosynthesis was held in collaboration with the Freie Universität Berlin. It took place on June 25–29, 2012 at the University in Berlin, and was attended by a total of 43 students. In 2012, the second Summer School of Food Hygiene was held at FVHE on July 9–August 3, 2012. It was attended by 17 participants from 8 countries (Algeria, Azerbaidzhan, Croatia, Austria, Greece, Slovenia, Serbia, Turkey).

9.1.6 Foreign cooperation formalized by means of agreements on cooperation

The University has been extending the range of close foreign cooperation formalized by means of agreements on cooperation by establishing cooperation with further foreign universities, research institutions and other facilities. As of 2012, it had 22 long-term international agreements with foreign universities and institutions, namely, with the University of Veterinary Medicine in Košice, Faculty of Veterinary Medicine of Leipzig University, Freie Universität Berlin, University of Veterinary Medicine Vienna, Agricultural Academy in Wroclaw, Veterinary Faculty of Ljubljana University, Warsaw University, Zagreb

University, Osijek University, Bern University, Faculty of Medicine of Karl Franzen University in Graz, University in Sassari, University of Granada, Animal Health Trust Newmarket, Universidad Autonoma Metropolitana Unidad Xochimilco Mexico, Purdue University, Texas A+M University, University of Illinois, Univerzitetu in Cluj – Napoka, Moscow State Academy of Veterinary Medicine, University of Ankara and Faculty of Veterinary Medicine of the University of Parma.

9.1.7 University's participation in organizations relevant to veterinary training

The University is a member and takes part in the activities of organizations relevant to veterinary training, in particular the European Association of Establishments for Veterinary Education – EAEVE, European University Association – EUA, and European Universities Continuing Education Network – EUCEN. VFU Brno also continues its international cooperation under VetNEST (Veterinary Network of European Students and Staff Transfer). In this organization, veterinary universities located in the following cities are associated: Brno (Czech Republic), v Košice (Slovak Republic), Vienna (Austria), Budapest (Hungary), Ljubljana (Slovenia), Zagreb (Croatia), Wroclaw (Poland), veterinary faculty in Sarajevo (Bosnia and Hercegovina), Belgrade (Serbia), Skopje (FYR of Macedonia), and Tirana (Albania). Through the Chamber of Veterinary Surgeons



The European Union entrusted the University with training of European food inspectors focusing on hygiene and safety of meat and meat products

of the Czech Republic, it takes part in the activities of the Federation of Veterinarians of Europe – FVE, and in the European Union of European Veterinary Hygienists – EUVH, and European Veterinarians in education, research and industry – EVERI.

The University's teachers are members of a great number of various foreign organizations and associations.

9.1.8 Satisfaction of the Diploma Supplement Label conditions

In 2009, the University of Veterinary and Pharmaceutical Sciences Brno obtained the EC certificate, Diploma Supplement Label, for 2009–2013; it evidences satisfaction of international conditions by UVPS Brno authorizing it to issue this supplement. As the Diploma Supplement Label certificate will expire in 2013, UVPS Brno started preparing the underlying documentation so that it could reapply.

9.1.9 University's involvement in large projects with a substantial international impact

The University of Veterinary and Pharmaceutical Sciences Brno extends its involvement in large projects with a substantial international impact by participating in extensive projects. The University participates in the centre of excellent research, Central European Institute of Technology (CEITEC), which serves as an umbrella organization for

the establishment and activities of a European centre of scientific excellence integrating research in the field of life sciences and advanced materials and technology. CEITEC is located in Brno and selected Brno universities and selected research institutions take part in it.

The University of Veterinary and Pharmaceutical Sciences Brno is further involved in the project of the International Clinical Research Center – ICRC Brno (ICRC) implemented at St. Anne's University Hospital in Brno (FNUSA), with the U.S. Mayo Foundation for Medical Education and Research (Mayo Clinic) as the strategic partner. The project focuses on medical research, in particular in the area of cardiovascular, neurological and oncological diseases in humans. UVPS Brno collaborates on the project in the part dedicated to experimental verification of new findings on animal models, in particular pigs.

9.1.10 Publication of scientific results generated at the University in recognized international science journals

Publication of scientific results generated at the University in recognized international science journals represents a significant internationalization factor for the University. The University publishes the results of its scientific and research activities in journals with impact factor: in the last three years, it had 450 such publications. The University also co-authored an article published in Nature journal.

9.1.11 Organization of international congresses, conferences, seminars and workshops at the University

The University organizes international congresses, conferences, seminars and workshops at the University. These include the traditional XLII. Lenfeld and Hök's Days – Food Hygiene and Technology, 19th conference on Animal Protection and Welfare, 10th Kábrt's Dietetic Days.

The University traditionally organizes international courses ESAVS (European School for Advanced Veterinary Studies), Exotic Pets Medicine and Surgery I. – III., in which both teachers from the VFU and foreign specialists (USA, France, Netherlands) take part. These courses are internationally accredited.

A great number of academic staff attends congresses, conferences and workshops abroad.

9.1.12 Implementation of a training expert centre of the European Commission

The University serves as a training expert centre of the European Commission in the area of health safety and hygiene of meat and meat products. It has been organizing training courses held under the auspices of the European Commission since 2012; the University of Veterinary and Pharmaceutical Sciences Brno was selected in a Europe-wide selection process and authorized by the European Commission to act as the international institution for training of European food inspectors focusing on hygiene and health safety of meat and meat products (2012 and 2013).

9.1.13 International training centres at the University

In collaboration with the University of Veterinary Medicine Vienna, the University has been implementing the Training Centre for Avian Medicine.

9.1.14 Creation of an international environment at the University, with communication in English

The University has been creating an international environment with communication in both Czech and English. The campus was fitted with an orientation plan and descriptions of buildings in both Czech and English, the University publishes information materials in English, teachers and other staff at the University who come into contact with foreign students have been perfecting their English communication skills (English courses).

9.2 Assessment of internationalisation of education and research

Internationalization of training and research is a part of the University's Long-term Plan, with an annual specification of the plan being contained in the Long-term Plan Update, and annual indicators provided

for in the University's Institutional Development Plan. Internationalization of training and research is implemented by the management of the University (Rector, management, Rector's Board of Advisors) and the faculties (dean, Dean's Board of Advisors).

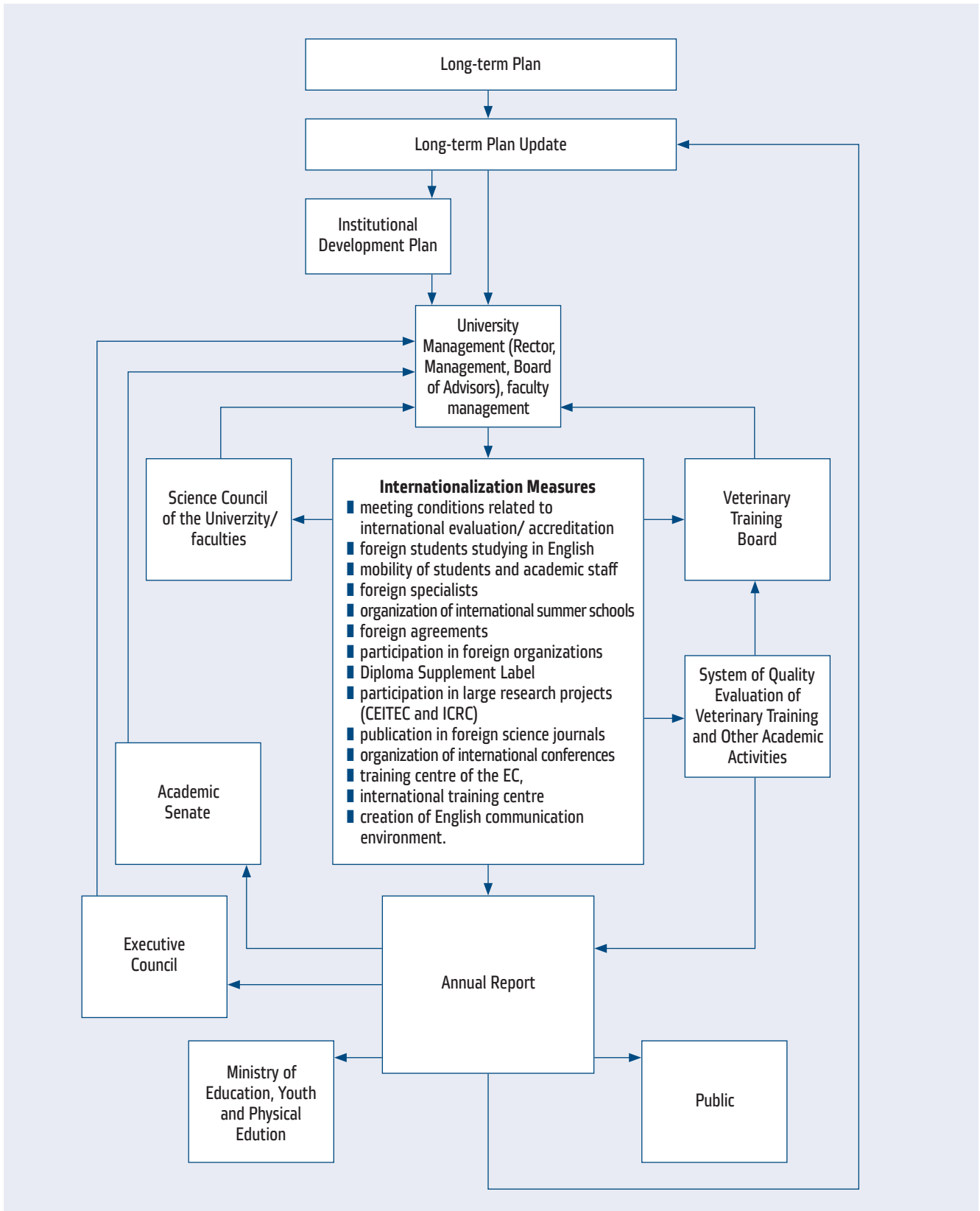
The most important areas of internationalization of training and research is represented by compliance with conditions related to international evaluation/accreditation, foreign students studying in English, mobility of students and staff, foreign specialists, organization of international summer schools, foreign agreements, the University's involvement in organizations relevant to veterinary training, compliance with the conditions of the Diploma Supplement Label, the University's involvement in large projects with a substantial international impact (CEITEC and ICRC), publications in recognized international science journals, organization of international conferences, implementation of the training expert centre of the European Commission in the area of health safety and hygiene of meat and meat products, international training centres at the University, creation of an international environment at the University with communication in English.



The University works closely with the University of Veterinary Medicine Vienna. Rector of the University of Veterinary Medicine Vienna with the Rector of the University of Veterinary and Pharmaceutical Sciences Brno

The internationalization of training and research is assessed by the Science Council of the University in the context of approval of a report on this activity, by the Veterinary Training Board in the assessment of veterinary training; it is also covered by the System of Quality Evaluation of Veterinary Training at the University. Every year, internationalization of training and research is covered by the Annual Report on Activities, approved by the University's Executive Council, Academic Senate and Science Council, and by the Ministry of Education, Youth and Physical Education. Any comments or suggestions are reflected in the Long-term Plan Update and implemented at management level of the University or the faculties. The Annual Report on Activities may be accessed by the public at the University's web pages.

9.3 Scheme AP 11: Assessment of internationalisation of education and research



ASSESSMENT OF COOPERATION WITH STAKEHOLDERS AND SOCIETY (AP 12)

10.1 Assurance of cooperation with the public

Assurance of cooperation with the public takes place at several levels. It involves cooperation with:

- applicants for study,
- students,
- professional public,
- general public,
- senior citizens,
- representatives of the public life and the veterinary profession,
- bodies of state administration and governance.

10.1.1 Cooperation with applicants for study

Cooperation with applicants for study takes on the following forms:

- provision of information on study programmes in the media (press, etc.),
- provision of information on the admission procedure,

- participation in national university fairs, “Gaudeámus“, targeting prospective applicants for study,
- publication of printed information on study for applicants,
- organization of Open Doors Day at the University whereby applicants may visit the premises and learn about the studies and organization of training and the University,
- visit by representatives at the faculties to certain secondary schools and presentation of information about study at the University,
- supervision of specialized work performed by secondary school students by teachers from the University.

10.1.2 Cooperation with students

Cooperation with students takes on the following forms:

- provision of information on study programmes, study conditions of study and other information to students in a printed brochure, Information on Study,



The University takes part in the Central European Study Abroad Fair Gaudeamus for the presentation of education

- provision of information to students on the official notice board,
- provision of information on study to students through web pages,
- provision of information to students in electronic form (e-mail),
- provision of information on the University to students through the University magazine, Vita universitatis,
- student involvement in governing and self-governing bodies of the University (Rector's Advisory Board, Veterinary Training Board, some of the Rector's boards, Academic Senate of the University, Dean's Board of Advisors, Academic Senates of the faculties, etc.),
- assessment of training by students (electronic),
- discussions with students concerning issues related to the University on an individual basis or in smaller groups,
- discussions with student organizations (IVSA, Hunting Association, Equestrian Club, Cynology Club, etc.),
- public discussions with students on specific topics.

10.1.3 Cooperation with the professional public

Assurance of cooperation with the professional public takes on the following forms:

- publication of professional findings in scholarly literature and other specialized publications,
- publication of professional findings related to the University in journals (e.g., Veterinářství),

- publication of professional findings at conferences, seminars for veterinary surgeons,
- publication of professional findings at trade-fairs dedicated to veterinary medicine (Varfair),
- co-organization of professional educational events for veterinary surgeons (workshops, courses, etc.),
- publication of findings concerning the University in the university magazine, Vita universitatis,
- publication of findings concerning the University at its web pages,
- provision of information to the professional public (e.g., operation of the Vettox toxicological database),
- collaboration in the treatment of patients, especially upon request of private veterinary surgeons (patient referrals).

10.1.4 Cooperation with the general public

Assurance of cooperation with the general public takes on the following forms:

- publication of findings concerning the University in the press, on the radio and TV,
- provision of information to the public upon request,
- publication of findings concerning the University in comprehensive documents of the University (Long-term Plan, Long-term Plan Update, Institutional Development Plan, Annual Report on Activities, Annual Report on Economic Management, Assessment of the University's Institutional Development Plan),



Information stand of the University in the Central European Fair Gaudeamus



Public debate with students on the new curriculum in the lecture hall

- provision of information to students on the official notice board,
- publication of findings concerning the University in the university magazine, *Vita universitatis*,
- publication of findings concerning the University at its web pages,
- provision of information to clients at out-patient departments and other specialized facilities of the University.

10.1.5 Cooperation with senior citizens

Assurance of cooperation with senior citizens takes on the following forms:

- organization of University of the Third Age designed to educate senior citizens.

10.1.6 Cooperation with representatives of the public life and the veterinary profession

Assurance of cooperation with representatives of the public life and the veterinary profession takes on the following forms:

- involvement of representatives of public life and the veterinary profession in the University's activities (representation in the University's Executive Council and Science Council, in the Science Councils of the faculties),
- involvement of representatives of the University and the faculties in public bodies and commissions (e.g., Municipal Office for the City of Brno, Commission for Awards, Jihomoravské centrum, etc.),

- involvement of representatives of public life and the veterinary profession in social and academic events (e.g., celebrations of the University's anniversaries, etc.).

10.1.7 Cooperation with bodies of state administration and governance

Assurance of cooperation with bodies of state administration and government takes on the following forms:

- provision of information on the University's strategic plans, topical plans and development and performance capacities in comprehensive documents of the University (Long-term Plan, Long-term Plan Update, Institutional Development Plan, Annual Report on Activities, Annual Report on Economic Management, Assessment of the University's Institutional Development Plan),
- provision of information on results achieved in education, research and other academic activities pursued by the University (Annual Report on Activities, Annual Report on Economic Management, Assessment of the University's Institutional Development Plan),
- provision of further information on the University as may be relevant to state administration and governance (e.g., pro Ministry of Education, Youth and Physical Education),
- involvement of representatives of bodies of state administration and governance in social and academic events (e.g., celebrations of the University's anniversaries, etc.).

10.2 Assurance of cooperation with stakeholders

Assurance of cooperation with stakeholders takes on the form of cooperation with:

- State Veterinary Administration,
- Regional Veterinary Administrations,
- Institute for State Control of Veterinary Biologicals and Medicines,
- State Veterinary Diagnostic Institutes,
- Association of State Veterinarians,
- Research Institute of Veterinary Medicine,
- private veterinary practitioners,
- Associations of Veterinarians for individual animal species,
- Chamber of Veterinarians,
- breeders of food animals,
- Federation of the Food and Drink Industries and food-processing companies.



The general director of State Veterinary Administration of the Czech Republic (on the right) at the international conference at the University

10.2.1 Assurance of cooperation with the State Veterinary Administration

Assurance of cooperation with the State Veterinary Administration (SVS) takes on the following forms:

- involvement of SVS representatives in important bodies of the University and faculties, which review and approve issues concerning the University (SVS representative sits on the Science Councils of both the University and the faculties, SVS representative is on the University's Executive Council),

- direct participation of SVS in student training (lectures, practical training),
- practical work performed by students at bodies of veterinary administration – SVS,
- SVS representatives sit on boards set up for final state examinations of students,
- joint organization of postgraduate training – professional specialization for state veterinarians in the form of board certification of the 1st degree for state veterinarians, and board certification of the 2nd degree for state veterinarians,
- joint organization of continuing education – for state veterinarians in the form of courses in animal protection (competence to supervise protection of animals against cruelty), for activities pursued by bodies of state administration, etc.
- joint organization of specialized conferences, seminars and workshops (Lenfeld and Hökl's Days, Animal Protection and Welfare conference, etc.),
- participation in the legislative process related to the drafting of veterinary regulations (bills and draft decrees on veterinary care).

10.2.2 Assurance of cooperation with Regional Veterinary Administrations

Assurance of cooperation with Regional Veterinary Administrations (KVS) takes on the following forms:

- involvement of KVS representatives in bodies of the University and faculties which review and approve issues concerning the University and the faculties (KVS representative sits on the Science Council of the faculty, KVS representative is on the University's Executive Council),
- direct participation of KVS in student training (lectures, practical training),
- practical work performed by students at bodies of veterinary administration – KVS (compulsory extramural work),
- KVS representatives sit on boards set up for final state examinations of students,
- involvement of KVS representatives in specialized conferences, seminars and workshops in the capacity of lecturers (Lenfeld and Hökl's Days, Animal Protection and Welfare conference, etc.).

10.2.3 Assurance of cooperation with the Institute for State Control of Veterinary Biologicals and Medicines

Assurance of cooperation with the Institute for State Control of Veterinary Biologicals and Medicines (ÚSKVBL) takes on the following forms:

- involvement of ÚSKVBL representatives in bodies of the University and faculties, which review and approve issues concerning the University and the faculties (ÚSKVBL representative sits on the Science Councils of the University and the faculty),

- direct participation of ÚSKVBL in student training (lectures, practical training),
- practical work performed by students at ÚSKVBL,
- involvement of ÚSKVBL representatives in specialized conferences, seminars and workshops in the capacity of lecturers (Lenfeld and Hökl's Days, Animal Protection and Welfare conference, etc.)
- operation of a joint specialized toxicological database, Vettox, which provides advice to private veterinary practitioners and bodies of state veterinary administration in cases of animal intoxication

10.2.4 Assurance of cooperation with State Veterinary Diagnostic Institutes

Assurance of cooperation with State Veterinary Diagnostic Institutes (SVÚ) takes on the following forms:

- direct participation of SVÚ representatives in student training (lectures, practical training),
- practical work performed by students at SVÚ (compulsory extramural work),
- collaboration in the areas of training and professional veterinary activities (e.g., participation of SVÚ Jihlava in the Training Centre for Avian Medicine),
- involvement of SVÚ representatives in specialized conferences, seminars and workshops in the capacity of lecturers (Lenfeld and Hökl's Days, Animal Protection and Welfare conference, etc.)

10.2.5 Assurance of cooperation with the Association of State Veterinarians

Assurance of cooperation with the Association of State Veterinarians (AVL) takes on the following forms:

- exchange of information on the activities pursued by the University and AVL (generally at AVL's annual conference; the Rector is a honorary member of AVL).

10.2.6 Assurance of cooperation with the Research Institute of Veterinary Medicine

Assurance of cooperation with the Research Institute of Veterinary Medicine (VÚVeL) takes on the following forms:

- involvement of VÚVeL representatives in important bodies of the University and faculties which review and approve issues concerning the University (VÚVeL representative sits on the Science Councils of both the University and the faculty),
- involvement of the University's representatives in important bodies of VÚVeL (Supervisory Board of VÚVeL etc.),
- direct participation of VÚVeL in student training (lectures, practical training),
- practical work performed by students at VÚVeL's laboratories and facilities as part of training,
- joint delivery by VÚVeL and the University of training in postgraduate study programmes for certain students



University representatives with the director of the Institute for State Control of Veterinary Biologicals and Medicines, Alfred Hera (second from the right) at the conference

(Ph.D. programmes), VÚVeL representatives are on the course review boards for the individual disciplines, supervise students, and supervise research conducted by certain students,

- involvement of VÚVeL representatives in boards for specialized thesis and final state examinations of post-graduate students (Ph.D.),
- joint research projects and joint research (e.g., under CEITEC).

10.2.7 Assurance of cooperation with private veterinary practitioners

Assurance of cooperation with private veterinary practitioners takes on the following forms:

- direct participation of private veterinary practitioners in student training (lectures, practical training),
- practical training in particular in the 6th year of study in private veterinary practice at veterinary clinics and in veterinary activities at animal rearing facilities,
- participation of private veterinary practitioners in boards set up for final state examination of students,
- participation of private veterinary practitioners in specialized conferences, seminars and workshops organized by the University,
- treatment of patients by the University upon private veterinary practitioners' requests (patient referrals).

10.2.8 Assurance of cooperation with Associations of Veterinarians for individual animal species

Assurance of cooperation with Associations of Veterinarians for individual animal species takes on the following forms:

- participation of teachers in the capacity of lecturers at specialized conferences, seminars and workshops organized by professional veterinary associations,
- participation of teachers in the activities of professional veterinary associations in the capacity of members.



Presidents of the Chamber of Veterinary Surgeons of the Czech Republic meeting with the Rector

10.2.9 Assurance of cooperation with the Chamber of Veterinarians

Assurance of cooperation with the Chamber of Veterinarians (KVL) takes on the following forms:

- involvement of KVL representatives in important bodies of the faculties, which review and approve issues concerning the faculties (KVL representative sits on the Science Council of the faculty),
- KVL members sit on boards set up for final state examinations in clinical sciences,
- debate concerning veterinary training issues between the management of the University and the faculties and the management of KVL (e.g., day one skills, numbers of graduates, etc.), the University does not always manage to reach consensus with KVL due to the differences in the University's mission on the one hand and KVL's internal interests on the other hand,
- KVL is located in the building of the University on campus,
- the University collaborates with KVL on professional activities (e.g., support to the organization of the World Veterinary Congress in Prague in 2013).

10.2.10 Assurance of cooperation with breeders of food animals

Assurance of cooperation with breeders of food animals takes on the following forms:

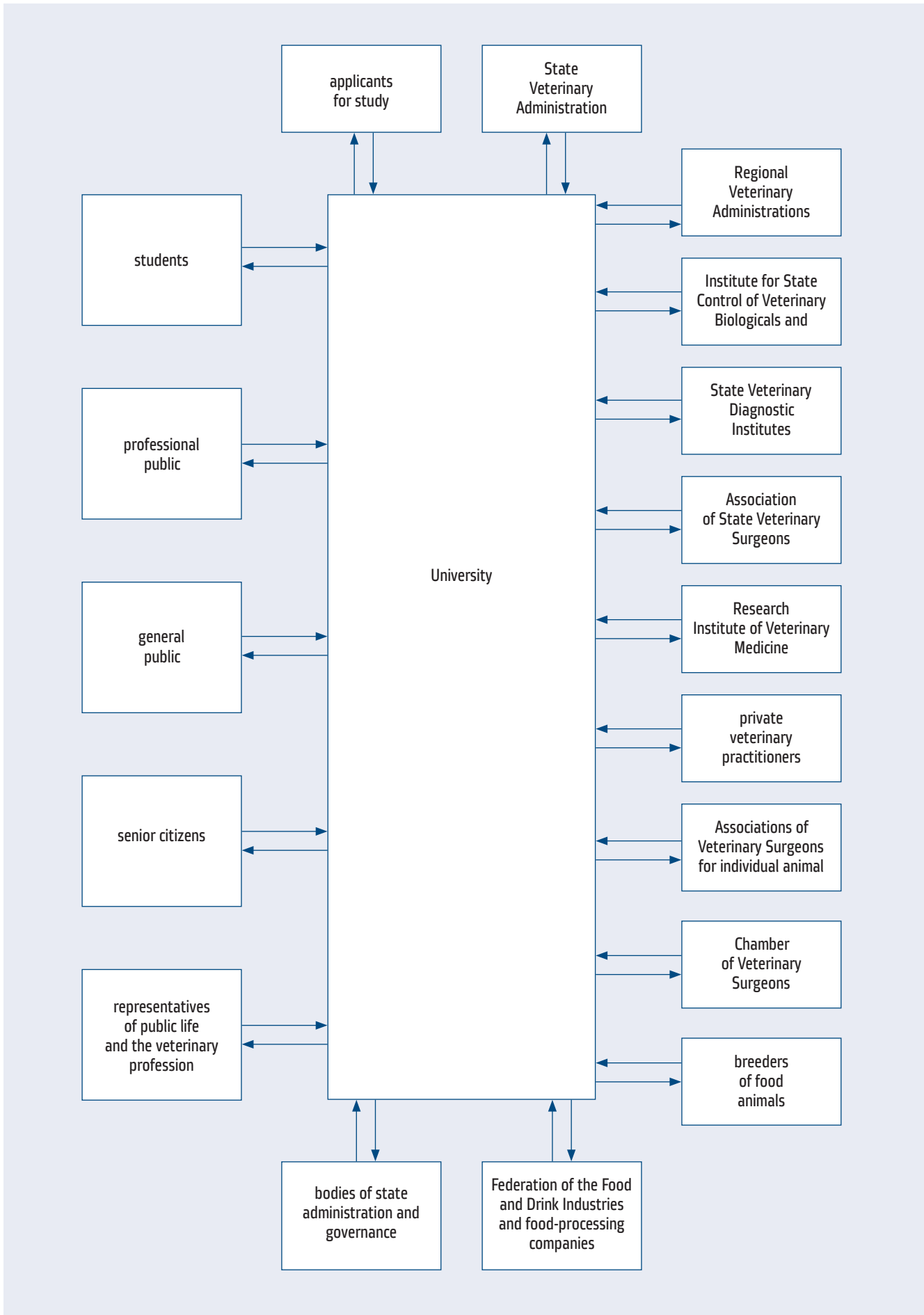
- the University trains students through mobile clinics or upon agreement with breeders at animal rearing facilities,
- the University conducts research upon agreement with breeders at animal rearing facilities (e.g., sampling, sample analysis, testing of new procedures, etc.),
- the University performs professional veterinary activities at animal rearing facilities.

10.2.11 Assurance of cooperation with the Federation of the Food and Drink Industries and food-processing companies

Assurance of cooperation with the Federation of the Food and Drink Industries and food-processing companies takes on the following forms:

- the University trains students upon agreement with food-processing companies at their facilities (visit to and training at the facility in the process of direct training at the company),
- the University conducts research upon agreement with food-processing companies (e.g., sampling, sample analysis, testing of new procedures, etc.),
- the University analyzes samples obtained in food-processing companies in the process of its professional activities in the area of veterinary hygiene,
- the University collaborates with the Federation of Food and Drink Industries on the creation of a food-processing concept and debates on veterinary training.

10.3 Scheme AP 12: Assessment of cooperation with stakeholders and society



MAIN STRENGTHS AND WEAKNESSES OF THE UNIVERSITY

11.1 Strengths of the University

The University has the following strengths:

- adequate quality of education in the areas of veterinary medicine, veterinary hygiene and ecology within the meaning of EU Directive No. 2005/36/EC, on the recognition of professional qualifications, and meeting further requirements placed on veterinary education by European institutions,
- clinical facilities on campus with numerous patients representing all important types of animals, organized by animal species (dogs, cats, horses, birds, reptiles, small mammals, pigs and ruminants), which facilities provide out-patient, surgical, intensive and in-patient care, and modern and well equipped facilities of the Small Animal Clinic, Avian and Exotic Animal Clinic, Equine Clinic, Ruminant and Swine Clinic,
- a traditionally strong position in the teaching of food hygiene, in particular in the food hygiene educational track thanks to the number of courses, practical laboratory work, activities in the Meat and Fish Technology Workshop, the Dairy Pilot Technology Plant, at the University's abattoir and at an abattoir in Tišnov under contract; the existence of a modern Hygiene Clinic is also significant,
- quality study conditions for the students in the modern Study and Information Centre offering a great quantity of literature, journals and access to specialized databases and databases of scientific literature,
- a significant level of integration of teaching between the veterinary faculties, whereby the relevant capacities of core subjects can be concentrated at the respective faculty for which premises, equipment, materials and staffing are fundamental in terms of its professional focus,
- extraordinary interest in the study, with the number of applications exceeding the possibilities of UVPS Brno several folds,
- study programmes in Veterinary Medicine and Veterinary Hygiene and Ecology accredited by the national Accreditation Board of the Ministry of Education,



Preparing a tiger with a broken humerus for surgery



Golden Graduation – presenting Gold Diplomas to graduates on the 50th anniversary of their graduation

- implementation of an accredited Master's programme in Veterinary Medicine in English, implementation of an accredited Master's programme in Veterinary Hygiene and Ecology in English,
- quality practical training at clinics, workstations and abattoirs, laboratories, but also at the Agricultural School Farm in Nový Jičín and other facilities of VFU Brno,
- specialized facilities for research and education using highly pathogenic microorganisms, pathogenic microorganisms, parasites, genetically modified microorganisms, radioisotopes, hazardous chemical substances, addictive substances, pharmaceuticals and precursors, and for experimenting on animals,
- a system of doctoral programmes offering quality doctoral education,
- research activities supported by grant work from grant agencies, institutional support for research institutions, specific university research of the University and contractual research conducted with organizations, institutions and businesses,
- participation in excellent research under large-scale projects involving multiple Brno universities and research institutes and hospitals, CEITEC (Central European Institute of Technology) and ICRC (International Clinical Research Center),
- successful publication activities on the part of UVPS Brno, in particular in "impact factor" journals,
- the University's own journal, Acta veterinaria Brno, included in the Web of Science database, and a marked foreign interest in publication concerning the journal,
- growing mobility of student and academic staff not only within Europe but also toward the United States of America,
- concentration of educational and research facilities of the University on the single campus of UVPS Brno whereby unique conditions are created for the collaboration between the faculties and individual facilities within the University in the area of veterinary education and research,
- Agricultural School Farm in Nový Jičín where practical training, research and specialized activities can be pursued in the fields of veterinary medicine, veterinary hygiene and ecology in animal breeding context,
- a unique university campus creating comprehensive prerequisites for veterinary study,
- the ongoing new construction, remodelling and modernization of buildings on the campus of UVPS Brno in order to secure premises conforming to the growing requirements applicable to quality veterinary training and research.

11.2 Weaknesses of the University

The following facts may be deemed to be weaknesses:

- the high financial cost of veterinary training, which leads to a lack of funds at the University,

- lower remuneration of teachers and other university staff compared to the remuneration of veterinarians, in particular in private veterinary practice, caused by the limited funding of education provided by the Ministry of Education, Youth and Physical Education,
- teaching overload of some of the academic staff,
- a higher drop-out rate,
- teaching overload of some of the facilities, in particular clinics,
- lack of state funding for the modernization of technical equipment,
- another of the University's weaknesses are also the declining opportunities for teaching in the area of food animal diseases caused by diminishing opportunities for access to food animal breeding facilities on the part of their owners,
- the necessity to remodel and modernize some of the buildings on campus, in particular the Centre for Avian Medicine annex, the Building of Veterinary Public Health & Animal Welfare Department and Department of Biology & Wildlife Diseases, and completion of the Student Cafeteria and Student Locker Centre, and relocation of the University Car Transport and Campus Maintenance Centre,
- frequent and fundamental amendments to laws and related legal regulations with relevance in particular for legal relations, public procurement, capital ex-

penditure projects and economic arrangements for the University's operation.

11.3 Risks

The following facts comprise risks to the University:

- a further limitation of support to university education in the state budget of the Czech Republic, while the financial costs of veterinary training continue to grow, could paralyze quality development of veterinary training at UVPS Brno should the level of statutory financing decline,
- change of the legal environment and economic conditions in the Czech Republic with regard to the options of obtaining further extra funding from the veterinary activities performed, study programmes taught to self-payers in English, and other,
- changes in European and national financial programmes that would reduce mobility available to students and academic staff,
- inadequate support from the Ministry of Education, Youth and Physical Education for building alterations and construction at UVPS Brno,
- a significant increase in the scope of administrative documents of the University required by laws and other regulations in the legal, management, economic and administrative areas constrain the University's own activities.



Meeting of UVPS Brno rectors who held the office in the course of the last 43 years

